

**First Half Yearly Monitoring Report of RIE,
Mysore on MDM for Karnataka for the period of
1st October, 2013 to 31st March, 2014**

Districts Monitored

**Bengaluru Urban
Chamarajanagara
Ramanagara
Bengaluru Rural**



Regional Institute of Education

Manasa Gangotri

Mysore 570006

2014

Contents

Sl.No.		Page No.
1.	<i>Foreword</i>	03
2.	<i>Acknowledgement</i>	04
3.	General Information	06
4.	Executive Summary of all the Districts	09
5.	Bengaluru Urban District Report	30
6.	Chamarajanagara District Report	60
7.	Ramanagara District Report	87
8.	Bengaluru Rural District Report	116

Foreword

Regional Institute of Education, Mysore is a Monitoring Institute in charge of monitoring of 15 districts of Karnataka feels privileged to be one of the Monitoring Institutions across the country for broad based monitoring of SSA- MDM activities.

This is the 1st half yearly report for the year 2013-14, and is based on the data collected from four districts of Bengaluru Urban, Bengaluru Rural, Ramanagara and Chamarajanagara districts.

I hope the findings of the report would be helpful to both the Govt. of India and the State Government of Karnataka to understand the grassroots level problems as well as achievement and functioning of MDM in the State and to plan further necessary interventions.

In this context I congratulate Prof. C. G. Venkatesha Murthy, Nodal Officer, Monitoring, and his team members who have rendered good service by taking pains to visit the schools located in the most inaccessible areas and preparing the report in time. I am extremely thankful to the authorities of the State office and the district offices for their cooperation during the time of data collection.

D.G. Rao
Principal
Regional Institute of Education
Manasagangotri
Mysore 570 006

Acknowledgement

This report would not have been possible without the active support of the Commissioner of Public Instructions, MDM of Karnataka and the district offices in respect of the districts visited. We thank the Commissioner of Public Instructions, the Joint Director, MDM, and the District Project Officers of MDM for their cooperation.

Our heartfelt thanks are due to the all the officials of MDM and Education Department who helped the members of the visiting team in conducting field visit and to all the headmasters and teachers in the schools visited, who provided us with relevant information. We also thank all others who have cooperated in the Monitoring and Supervision work.

We also thankful to Govt. of India Officials, Additional Secretary (SE&L), Director and Deputy Secretary, Under Secretary, Department of School Education & Literacy, Ministry of Human Resource Development, Shastri Bhawan, New Delhi - 110001 for providing an opportunity to undertake monitoring activities of MDM and providing funds.

We also thankful to Dr. Mridula Sircar, Senior Consultant (MDM), EdCIL (India) Limited, Technical Support Group, Sarva Shiksha Abhiyan, New Delhi-110001 looking after the Monitoring Institution activities and her staff for continued support and valuable guidance from time to time.

We also thankful to The Project Manager (MDM), Ed.CIL (India) Limited, Technical Support Group, Sarva Shiksha Abhiyan, New Delhi-110001 for release of funds from time to time.

C. G. Venkatesha Murthy
Nodal Officer
Regional Institute of Education
Mansagangotri
Mysore

The Monitoring Team

Team Leader

D. G. Rao Principal, RIE (NCERT), Mysore

Nodal Officer

C. G. Venkatesha Murthy Professor, DE, RIE (NCERT), Mysore

Team Members

T. V. Somashekar Asst. Professor, DE, RIE (NCERT), Mysore

G. Vishwanathappa Associate Professor, DE, RIE (NCERT), Mysore

Field Investigators

Bhanuprakash M K Bengaluru Urban

Mahadevaswamy Bengaluru Urban

Krishna Murthy T M Ramanagara

Mahesha H S Ramanagara

M Nagendra Chamaraja Nagara

Anil Kumar Chamaraja Nagara

Manjula S Bengaluru Rural

Prathima Bengaluru Rural

Jhanci Lakshmi Bai S Computer Assistance

**First Half Yearly Monitoring Report of RIE, Mysore,
Karnataka, on MDM for the period of
1st October 2013 to 31st March, 2014**

General Information

NO	Information	Details					
1	Period of the report	1 st October 2013 to 31 st , March 2014					
2	No, of Districts allotted	Four					
3	District' name	Bengaluru Urban, Bengaluru Rural, Ramanagara & Chamaraja Nagara					
4	Month of visit to the District/ Schools (Information is to be given district wise i.e District 1, District 2, District 3 & District 4)	1. Bengaluru Urban-26/11/2013 to 27/1/2014 2. Bengaluru Rural-05/12/2013 to 03/02/2014 3. Ramanagara-21/11/2013 to 27/01/2014 4. Chamaraja Nagara-26/11/2013 to 30/01/2014					
5	Total number of the elementary school (primary and upper primary to be counted separately) in the District Covered by MI (Information is to be given district wise I,e District 1, District 2, District 3 ect)	District	LPS	UPS	Tent School	KGBV	Total
Bengaluru Urban		17	21	2	0	40	
Bengaluru Rural		20	20	0	0	40	
Ramanagara		17	22	0	1	40	
Chamaraja Nagara		20	19	0	1	40	
6	Number of elementary schools monitored (primary and upper primary to be counted separately) Information is to be given district wise District 1, District 2, District 3 etc)	1. Bengaluru Urban-LPS-17, HPS-21, Tent School-02 2. Bengaluru Rural-LPS-20, HPS-20 3. Ramanagara- LPS-17, HPS-22, KGBV-1 4. Chamaraja Nagara-LPS-20, HPS-19, KGBV-1					
7	Types of school visited						

a)	Special training center (Residential)	a) Bengaluru Urban - 0 b) Bengaluru Rural-0 c) Ramanagara-0 d) Chamaraja Nagara-0
b)	Special training center (Non Residential)	a) Bengaluru Urban - 0 b) Bengaluru Rural-0 c) Ramanagara-0 d) Chamaraja Nagara-0
c)	School in Urban Areas	a) Bengaluru Urban - 0 b) Bengaluru Rural-0 c) Ramanagara-0 d) Chamaraja Nagara-0
d)	School sanctioned with civil work	a) Bengaluru Urban - 8 b) Bengaluru Rural-3 c) Ramanagara-4 d) Chamaraja Nagara-2
e)	School from NPEGEL Blocks	a) Bengaluru Urban -0 b) Bengaluru Rural-0 c) Ramanagara-0 d) Chamaraja Nagara-0
f)	School having CWSN	a) Bengaluru Urban -6 b) Bengaluru Rural-8 c) Ramanagara-22 d) Chamaraja Nagara-4
g)	School covered under CAL Programme	a) Bengaluru Urban -0 b) Bengaluru Rural-14 c) Ramanagara-0 d) Chamaraja Nagara-0
h)	KGBVs	a) Bengaluru Urban -0 b) Bengaluru Rural-0 c) Ramanagara-1 d) Chamaraja Nagara-1
i)	Gender Gap	a) Bengaluru Urban -4 b) Bengaluru Rural-4 c) Ramanagara-7 d) Chamaraja Nagara-4
j)	Only SC-ST schools	a) Bengaluru Urban -6 b) Bengaluru Rural-0 c) Ramanagara-7 d) Chamaraja Nagara-6
8	Number of school visited by Nodal Officer of the Monitoring Institute	a) Bengaluru Urban -13 b) Bengaluru Rural-14

		c) Ramanagara-19 d) Chamaraja Nagara-0
9	Whether the draft report has been shared with the SPO: YES/NO	Yes
10	After submission of the draft to the SPO whether the MI has received any comments from the SPO: YES/NO	Yes
11	Before sending the report to the GIO whether the MI has shared the report with SPO: YES/NO	Yes

Karnataka, RIE Mysore

MDM Executive Summary of Bengaluru Urban, Bengaluru Rural, Ramanagara & Chamaraja Nagara Districts of Karnataka-

Sl No	Intervention & sub activity	Districts	Strengths	Weaknesses
10	10.1 Availability of food grains	Bengaluru Urban	Not Applicable	
		Chamaraja Nagar	1. 94% of schools receive the food grains regularly and they have buffer stock of one month, the food grain is delivered at the school itself and they receive good quality food grains.	
		Ramanagar	1. 95% of schools received the food grains regularly. 2. Food grains are delivered regularly at the spot in 85% Of the schools.	1. In all the schools the food grains supplied were not FAQ of grade A quality.
		Bengaluru rural	1. 97% of schools received the food grains regularly and they have buffer stock of one month, the food grain is delivered at the school itself.	1. In all the schools the food grains supplied were not FAQ of grade A quality 2. In 44% of schools food grains are released without adjusting the unspent balance of the previous

				month.
10.2 Timely release of funds	Bengaluru Urban	Not Applicable		
	Chamaraja Nagar	1. The state releases the funds on regular basis in advance.		
	Ramanagar	1. The state timely releases the funds in 97% of the schools.	1. The delay in releasing of funds varied from 2 to 3 months in 3% of schools.	
	Bengaluru rural	1. The state timely releases the funds to all the schools in advance.		
10.3 Availability of cooking cost	Bengaluru urban	Not Applicable		
	Chamaraja Nagar		1. 44% of schools have not received the cooking cost in advance regularly and the extent of <i>delay varies from 1 to 3 months</i> .	
	Ramanagar	1. In 82% of the schools have received the cooking cost in advance regularly and it is through bank.	1. 18% of schools have not received the cooking cost in advance regularly and the extent of delay is for 2 to 6 months.	

		Bengaluru rural	<ol style="list-style-type: none"> 1. Cooking cost is received in time in 81% of the schools. 2. Cooking cost is paid through Banks (e-transfer) in all the schools. 	<ol style="list-style-type: none"> 1. 19% of schools have not received the cooking cost in advance regularly and the delay is 1 month.
10.4	Availability of cook-cum-helpers	Bengaluru urban	Not Applicable	

		<p>Chamaraja Nagar</p>		<ol style="list-style-type: none"> 1. While in 68% of schools, remuneration is not paid regularly to cook and helpers. 2. In only 12% of the schools, training modules for cooking-cum-helping staff in the kitchen exists. The district MDM team needs to ensure that all the schools have training modules and they are also put to use. 3. Only 50% of the cooking-cum-helping staff have undergone training programme. 4. In case of schools where children are being served by centralized kitchen, helpers have not been engaged to serve meal to the children at school level in 20% of such schools. 5. As regards the health checkup for cooks cum helpers it has not been done in remaining 38% of schools.
		<p>Ramanagar</p>	<ol style="list-style-type: none"> 1. 97% of cooks & helpers are appointed by SDMC & 3% by department. 2. All of them are <i>recruited as per GOI norms</i>. 3. They are paid through e-transfer regularly in 33% of schools 	<ol style="list-style-type: none"> 1. The payment is irregular in remaining 77% of schools 2. In 87% of schools, the training is not provided. The health check up of cook-cum-helpers has not done in 85% of schools.

		Bengaluru rural	<ol style="list-style-type: none"> 1. 45% of cooks & helpers are appointed by SDMC while 52.5% appointed by self help group & 2.5% by department. 2. The mode of payment is through cheque in 95% of schools and regular in 77.5% of them. 3. The two days training has been provided to all the cooks and helpers of all the schools by the district functionary. 4. Helpers have been engaged in schools where the food is prepared in centralized kitchen by the NGOs. 5. The health check up of cook-cum-helpers has been done in all the schools. 	<ol style="list-style-type: none"> 1. The mode of payment is 5% by cash and it is irregular in remaining 22.5% of schools 2. There are no training module available in the school.
10.5	Regularity in	Bengaluru Urban	<ol style="list-style-type: none"> 1. All schools (40) are serving the hot cooked meal daily. 	-

serving Meal	Chamaraja Nagar	1. 97% of the schools are serving <i>hot cooked meals daily</i>	1. In two schools MDM was interrupted. In one school, it was supplied because the LPG gas got exhausted and the HM chose to send children home for lunch. 2. In another school, MDM was interrupted due to non availability of water from 10.6.13 to 18.6.13, for over a week
	Ramnagar	1. 87% of the schools are serving <i>hot cooked meals daily.</i>	1. The interruptions in MDM during the current academic year varied from 2 to 15 days
	Bengaluru rural	1. All the schools are serving hot cooked meals, wherever they are prepared, daily.	
10.6 Quality & Quantity of Meal	Bengaluru Urban	1. Children in all the schools (40) are happy with both quantity and quality of the meal.	1. None of the schools displayed MDM logo in schools.
	Chamaraja Nagar	1. Children are happy with the quality and quantity of the meal.	
	Ramanagar	1. Children were happy with the quality and quantity of the meal. 2. The method used for measuring the quantity of food to be served is bowl estimation.	-

		Bengaluru rural	1. All the students are happy with the quantity as well as quality of food served to them in schools. Students rate the served food as "Good".	
10.7 Variety of menu		Bengaluru Urban	Not Applicable	
		Chamaraja Nagar	1. The menu includes required nutritional and caloric value per child.	1. The 50% of the schools are not displaying menu. 2. 31% of schools are not following the uniform menu.
		Ramanagar	1. 62% of schools' menu is decided jointly by children, HM and SDMC members 2. The menu followed in schools is uniform in 77% of the schools	1. 74% of schools do not display the menu for community observation
		Bengaluru rural	1. The menu followed in schools is uniform and they include locally available ingredients and it has necessary nutritional and calorific value per child.	1. 86% of schools do not display the menu for community observation.
10.8 Display of information		Bengaluru Urban	Not Applicable	

under right to education Act, 2009 at the school level at prominent place	Chamaraj Nagar	<ol style="list-style-type: none"> 1. Food grains are delivered regularly at the spot in 100% of the schools. 2. Quality of food grains is good in all schools. 	<ol style="list-style-type: none"> 1. Only 74% of the schools display menu while 26% of schools are not displaying. 2. Only 24% of the schools are displaying MDM logo but not the
	Ramanagar	<ol style="list-style-type: none"> 1. All the schools notify the quantity of food grains received, balance quantity, purchases and expenditures of the month. 	<ol style="list-style-type: none"> 1. The display of MDM logo at the prominent place is not seen in 72% of the schools
	Bengaluru rural	<ol style="list-style-type: none"> 1. All the schools notify the quantity and date of food grains received and 81% of schools also notify the balance quantity of food grains of the month. 2. The details of number of children given MDM and daily menu are displayed in 97% of schools. 3. The display of MDM logo at the prominent place is in progress. 	<ol style="list-style-type: none"> 1. 8% of schools notify purchases and utilization of other ingredients.
10.9 Trends Extent of Variation	Bengaluru Urban	<ol style="list-style-type: none"> 1. 8708 children's have enrolled for Mid day Meal, while 83% of them take food. 2. There are no variations in numbers between the register and head count. 	-
	Chamaraja Nagar	<ol style="list-style-type: none"> 1. There is no perceptible variation in trends. 	

		Ramanagar	1. All children have opted for availing midday meal as per the register and there is no variation noticed between head count and number in MDM register	-
		Bengaluru rural	1. As per MDM register 4951 students were enrolled and all of them availed MDM on the day of visit. The extent of variation noticed is 0%.	-
10.10	Social Equity	Bengaluru Urban	1. In all schools (40) food is served either while children are seated or they come in queue to collect food. 2. There is no discrimination of any sort.	-
		Chamaraja Nagar	1. There is no discrimination in cooking and/ or serving mid-day meal to all children.	-
		Ramanagar	1. In few schools food is served while children are seated. 2. There was no discrimination on the basis of gender or caste or the community among children in the schools.	-
		Bengaluru rural	1. All children are made to sit on the floor and they are served the food. 2. There was no discrimination on the	-

			basis of gender or caste or the community among children in the schools.	
10.11 Convergence with other schemes	Bengaluru Urban	<ol style="list-style-type: none"> 1. 97% of the schools (37) have maintained health cards for each student 2. The health checkups are done once in a Year. 3. Micro nutrients & De-worming Medicine are given in all the schools (38). 	-	
	Chamaraja Nagar	<ol style="list-style-type: none"> 1. In all the schools, health cards of each student are maintained and once a year health check-up is being done. 2. Children are also given micronutrients (95%) including Iron, folic acid, vitamin A and de-worming medicines (100%) periodically. 	<ol style="list-style-type: none"> 1. The availability of the first aid & medical kit does not exist in 64% the schools. 2. The dental and eye check-up were not included in 28% of the schools. 3. Only 18% of the schools have distributed the spectacles to children suffering from refractive error. 4. The drinking water and sanitation programme is available in only 18% of the schools. 5. Micro nutrients are not given in 5% of the schools. 	
	Ramanagar	<ol style="list-style-type: none"> 1. In 97% the schools, health card of each student is maintained and only once in 	-	

			<p>a year health check-ups is being done.</p> <p>2. Children are also given micronutrients including Iron, folic acid, vitamin A and de worming medicines periodically.</p> <p>3. 46% of schools had medical kit</p>	
		Bengaluru rural	<p>1. 95% of the schools have maintained health cards for each student.</p> <p>2. Children are also given micronutrients (90%) including Iron, folic acid, vitamin A and de-worming medicines (95%) periodically.</p>	1. 50% of schools have no medical kit
10.11.2	Bengaluru Urban		1. Drinking water facility is good in 97% of the schools (37).	-
	Chamaraja Nagar		-	1. In 82% of the schools, drinking water facility in not good.
	Ramanagar		1. Drinking water facility is good in only 13% of the schools.	1. Drinking water facility is not satisfaction in 87% of the schools.
	Bengaluru rural		1. 30% of the schools, drinking water facility is good.	1. 70% of the schools, drinking water facility in not good.
10.11.3	Bengaluru Urban		-	1. MPLAD / MLA Scheme benefit is not being taken by schools.
	Chamaraja Nagar		-	1. MPLAD / MLA Scheme is not in operation in any of the schools.

		Ramanagar	-	1. MPLAD / MLA Scheme is not used in any of the schools
		Bengaluru rural		1. MPLAD / MLA Scheme is not followed in any of the schools.
10.12.1 Kitchen-cum-store		Bengaluru Urban	Not Applicable	
		Chamaraja Nagar	<ol style="list-style-type: none"> 1. Only 79% of schools have kitchen cum stores which are in use. 2. LPG is used for cooking in 97% of the schools. 	<ol style="list-style-type: none"> 1. Around 21% of the schools do not have kitchen cum stores. 2. It is also found that 53% of the kitchens are away from the classrooms. 3. In around 9% of the schools there was interruption of MDM due to non availability of fuel and water.
		Ramanagar	<ol style="list-style-type: none"> 1. 95% of schools have kitchen cum stores & are in use. 	-

	Bengaluru rural	<ol style="list-style-type: none"> 1. 92% of schools have kitchen cum stores and are in use. 2. 97.5% of schools, kitchen-cum-store room is constructed under SSA scheme. 3. The kitchen-cum-store rooms are in hygienic condition, properly ventilated and are away from classrooms in all the schools 4. In 92% of schools, the potable water is available both for cooking and drinking. 5. In all the schools use <i>LPG</i> as <i>cooking fuel</i>. 	<ol style="list-style-type: none"> 1. In 8% of schools potable water is not available both for cooking and drinking purposes.
10.12.2 Kitchen Devices	Bengaluru Urban	Not Applicable	
	Chamaraja Nagar	<ol style="list-style-type: none"> 1. Cooking utensils are available in 94% of the schools. 	-
	Ramanagar	<ol style="list-style-type: none"> 1. Cooking utensils are available in 95% of the schools. 	-

		Bengaluru rural	<ol style="list-style-type: none"> 1. Cooking utensils are available in all the schools. 2. Eating plates are available in all the schools. 	
10.12.3 Availability of storage bins		Bengaluru Urban	Not Applicable	
		Chamaraja Nagar		<ol style="list-style-type: none"> 1. Storage bins are available in only 18% of schools. 2. They are unsatisfactory in 41% of the schools. 3. They are not available in another 41% of schools.
		Ramanagar	1. Food grains storage bins are available in 33% of the schools.	1. Food grains storage bins are not available in 67% of the schools.
		Bengaluru rural	1. Food grains storage bins are available in all the schools.	
10.12.4 Toilets in the school		Bengaluru Urban	1. In 92% of the schools (35 schools) girls & boys toilets are maintained hygienically.	-
		Chamaraja Nagar	1. In 85% of the schools, girls' & boys' toilets are in good condition.	1. Around 15% of the schools do not have separate toilets for boys and girls.

				2. In 24% of the schools, toilets are not usable.
		Ramanagar	1. The separate toilets are available in 85% of the schools.	
		Bengaluru rural	1. The separate toilets are available in 85% of the schools.	
10.12.5 availability of potable water		Bengaluru Urban	1. Potable water is available for cooking and drinking in 87% of schools (33).	-
		Chamaraja Nagar	1. As regards potable water for cooking and drinking, it is available in 92% of the schools.	-
		Ramanagar	1. As regards potable water for cooking and drinking, it is available in 95% of the schools.	-
		Bengaluru rural	1. Potable water is made available for drinking in all the schools.	
10.12.6 Availability of fire extinguishers		Bengaluru Urban	1. 97% of the schools (37) have fire extinguishers.	-
		Chamaraja Nagar	1. All schools have fire extinguishers.	-

		Ramanagar	1. All the schools have fire extinguishers.	-
		Bengaluru rural	1. All the schools have fire extinguishers.	
10.12.7 IT infrastructure available @ School level		Bengaluru Urban		1. Computers with internet facility is not available in any school.
		Chamaraja Nagar	1. Computer facilities are available in the schools.	1. Internet connectivity does not exist in any of the schools.
		Ramanagar	-	1. There are no exclusive computers with internet facility made available for MDM in any of the schools.
		Bengaluru rural		1. There are no exclusive computers with internet facility made available for MDM in any of the schools
10.13 safety & Hygiene		Bengaluru Urban	<ol style="list-style-type: none"> 1. 89% of the schools (34) are generally hygienic. 2. 97% of the school (37) children were encouraged to wash hands before & after food. 3. 97% of the school (37) children take food in orderly manner. 	-
		Chamaraja	1. Around 73% of the schools have safe,	1. The general impression of the

		Nagar	<p>hygienic and clean environment.</p> <ol style="list-style-type: none"> 2. In 87% of the schools, children are encouraged to wash hands before & after food. 3. In 97% of the schools children take meal in orderly manner. 	<p>environment, safety and hygiene is average in 28% of the schools.</p> <ol style="list-style-type: none"> 2. In 13% of the schools children are not encouraged to wash hands before and after eating. 3. It is matter of concern that in children are not serious about conservation of water in 82% of the schools. 4. The monitoring team felt that 21% of schools have problems of unsafe conditions during cooking and cooking storage for fire hazards.
		Ramanagar	<ol style="list-style-type: none"> 1. All the schools have safe, hygienic and clean environment. 2. In 82% of the schools children were encouraged to wash hands before & after food. 3. 82% of the Children also take food in an orderly manner. 	-
		Bengaluru rural	<ol style="list-style-type: none"> 1. All children are encouraged to wash hands before and after the food. 2. Children also take food in an orderly manner. 3. Children are also encouraged to conserve water. 	

10.14 Community participation	Bengaluru Urban	<ol style="list-style-type: none"> 1. As regards the extent of participation in supervision, monitoring & Participation, majority of the parents & SDMC involve often. 2. The SDMC meetings were held ranging from 2 to 7 times during the year till monitoring period. 	<ol style="list-style-type: none"> 1. There is no roster of community members being maintained for supervision of MDM. 2. In majority of the schools (27) (71%) there is no social audit mechanism.
	Chamaraja Nagar	<ol style="list-style-type: none"> 1. The SDMC meetings are held ranging from 3 to 8 times up to the monitoring period. 	<ol style="list-style-type: none"> 1. There is no roster of community members being maintained for supervision of MDM. 2. There is no social audit mechanism in any school. 3. As regards the community participation, majority of parents, SDMCs, VECs, Panchayat members and Urban bodies participate infrequently.
	Ramanagar	<ol style="list-style-type: none"> 1. The SDMC meetings were held ranging from 3 to 8 times during the monitoring period. 	<ol style="list-style-type: none"> 1. The roaster of community members for supervision of MDM is not observed in 95% the sampled schools. 2. The social audit of MDM is not done in any of the schools.

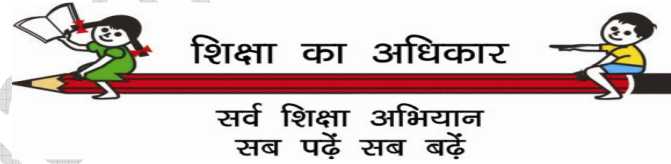
		Bengaluru rural	<ol style="list-style-type: none"> 1. The extent of participation in supervision, monitoring and participation by- Parents is 100% often; SDMC is 95% often 2. SDMCs had conducted meeting 5-6 times. 	<ol style="list-style-type: none"> 1. There is no roaster of community members being maintained for supervision of MDM. 2. In majority of the schools (75%) there is no social audit mechanism. 3. In those meetings MDM related issues were discussed only once or twice.
10.15 Inspection & Supervision		Bengaluru Urban	<ol style="list-style-type: none"> 1. In all schools (38), inspection registers are available. 2. MDM programme has been inspected by the block level officers in all the schools (38). 	<ol style="list-style-type: none"> 1. In around 74% of the schools (28), funds under MME component have not been received. 2. The MDM programme has not been inspected by the state level officers in 95% of the schools (36) & by the dist. officer in 39% of the schools (15).
		Chamaraja Nagar	<ol style="list-style-type: none"> 1. 85% of the schools have received funds under MME component. 	<ol style="list-style-type: none"> 1. The MDM programme has not been inspected by the state level officers in 97% of the schools & by the dist. officer in 87% of the schools & Block level officers in 72% of the schools. 2. In 31% of the schools, inspection registers are not available.

		Ramanagar	<ol style="list-style-type: none"> 100% of the schools have received funds under MME component. The frequency of visit at block level is more compared to district and state level. 	-
		Bengaluru rural	<ol style="list-style-type: none"> 7.5% of schools inspection register was available The inspection of MDM programme by- block level office is 82.5%. 	<ol style="list-style-type: none"> In 92.5% of schools inspection register was not available. The inspection of MDM programme by-state office is 37.5%; by district office is 22.5%
10.16 Impact		Bengaluru Urban	1. MDM has contributed for the general wellbeing in all the schools (100%), Nutritional status (100%), Attendance (100%), and enrollment (100%) of all the above cases.	-
		Chamaraja Nagar	1. MDM has contributed for the enrollment, attendance, and the general wellbeing of children.	-
		Ramanagar	1. Impact of MDM has been tremendous in improving enrolment, attendance, and general well being of students.	-
		Bengaluru rural	1. Impact of MDM has been tremendous in improving enrolment, attendance, and general well being of students.	
10.17		Bengaluru	-	1. There is no toll free no. for Dist. /

Grievance Redressal Mechanism	Urban		<p>block/school anywhere.</p> <p>2. There is no grievance redressal mechanism in the district for MDMs.</p>
	Chamaraja Nagar	-	<p>1. Around 69% of the schools said that there is no grievance redressal mechanism for MDM scheme.</p> <p>2. Around 67% of the schools expressed that there is no toll free number to lodge any complaint or communicate any grievance</p>
	Ramanagar	<p>1. In 3% of the schools, have grievance redressal mechanism in the district for MDMs.</p> <p>2. In 3% of the schools, have toll free no. for Dist. / block/school anywhere.</p>	<p>1. In 97% of the schools, there is no grievance redressal mechanism in the district for MDMs.</p> <p>2. The toll free number is not notified in schools.</p>
	Bengaluru rural	-	<p>1. There is no toll free no. for Dist./ block/school anywhere.</p> <p>2. There is no grievance redressal mechanism in the district for MDMs.</p>

**First Half Yearly Monitoring Report of RIE,
Mysore, Karnataka, on Mid Day Meal
for the period of 1st October 2013 to
31st March, 2014**

**Prof. C G Venkatesha Murthy
Coordinator
SSA Bengaluru Urban District**



**Regional Institute of Education, (NCERT)
Manasagangotri
Mysore
2014**

Executive Summary of Bengaluru Urban, Centralised Kitchen report-

*Akshaya Patra Foundation has 2 branches : (1) West of Chord Road, Rajajinagar, Bengaluru-10 and (2) Dodda Kallasandra, Kanakapura road, Bengaluru-61.

Sl No	Intervention & sub activity	Centralised Kitchen 1 (Akshaya Patra Foundation)	Centralised Kitechen 2 (Sri Sai Mandali Trust Malleshwaram)
1		<ol style="list-style-type: none"> 1. Date of visit 19.02.2014. 2. MDM supply started on July 2000. 3. Very well equipped and have hygienic kitchen. 4. Serving nearly 1043 schools in & around Bengaluru. 5. Serving 1,38,223 children. 6. They have spacious cooking, storage and distribution areas. 	<ol style="list-style-type: none"> 1. Date of visit 19.02.2014 2. MDM supply started on .2013 3. Serving nearly 91 schools. 4. Serving 6800 students. 5. Kitchen area 2000 sqft, 1800sqft of two parts.
	a) Infrastructural facilities	Has all the following stipulated facilities like-adequate space, Cleanliness, Dryness, Well lit & Ventilation.	Has all the following stipulated facilities like- Adequate space, cleanliness, Dryness, Well lit & Ventilation.
2	Procurement & storage of food items.	Purchased in bulk as per the requirement Weekly once & Vegetable are purchased from local market freshly every day & they are stored in jute bags & plastic bags.	Cereals, Pulses, Spices are purchased in bulk weekly twice & Vegetables are purchased from local market freshly every day & stored in jute bags & plastic bags.
3	a. Do you check for the following parameters	Stones, Insects, Over ripeness, Bad odour are	De Stoning of rise is done before cooking.

	of quality in the raw ingredients?	checked out. There are mechanisms in place.	
	b. Where are the containers /bags containing raw ingredients placed?	Containers are placed on the raised platform	Containers are placed on a raised platform
4	a. Source of water	Bore well	Tap water / Bore well
	b. Are water-storing utensils covered?	Water is stored in utensils covered with lid.	Water is stored in utensils covered with lid.
5	Are all food items washed before preparation?	Yes	Yes
6	Preparation: a) What are the food items cooked on the day of the visit?	Rice, Sambar, Tomato bath & Curd rice	Rice & Sambar
	b) What is the fuel used for cooking?	Fuel used for cooking LPG, Bio Gas, Wood brickets (Organic) & Steam.	Fuel used for cooking is LPG
	c) Are prepared food items kept covered?	Yes	Yes
	d) What is the time lapse between preparation & packing?	Immediately after the food is cooked.	1 hour
	e) How is the food packed?	Steel drums	Steel drums

	f) Is the packing material clean?	Yes	Yes
7	Management of the leftover food.	Remaining wastage will be used for generation of biogas	Nil
8	Dishwashing	Utensils are cleaned with Scrubber +detergent/soap + water + pressure wash	Utensils are cleaned with Water + Detergent / soap & Scrubber
9	Organisation chart	<p>Organization Employees are placed as follows:</p> <p>(H K Hill: Kitchen in charge-09, Store in charge - 03, Purchase in charge - 03, Head cook - 01, Cooks - 15, Helpers for serving at the school level - 10, Handlers and distributors - 75, Cleaners / sweepers - 12, Washing vessels - 30, Drivers - 32, Security - 06, Maintenance - 05, Administration - 60)</p> <p>(V K Hill : Kitchen in charge-09, Store in charge -03, Purchase in charge - 01, Head cook - 01, Cooks - 19, Helpers for serving at the school level - 12, Handlers and distributors - 90, Cleaners / sweepers - 28, Washing vessels - 30, Drivers - 40, Security - 15, Maintenance - 12, Administration - 20)</p>	<p>Organization Employees are placed as follows:</p> <p>(Kitchen in charge-04, Store in charge -02, Purchase in charge - 02, Head cook - 04, Cooks - 4, Helpers for serving at the school level - Under process, Handlers and distributors - 04, Cleaners / sweepers - 08.)</p>
10	Personal Hygiene Practices	Personal hygiene practices are also maintained in a good manner.	Personal hygiene practices are also maintained in a good manner.
	a) Do they have toilet	Yes	Yes

	facility?		
	b) Do they carry gloves while handling food?	Yes	Yes
	c) Do you observe any unhygienic practices followed by the food handlers?	No	No
11	Kitchen waste disposal	Garbage bins with lids are provided & garbage bins are cleaned well after they are emptied as well as garbage is removed from premises at frequent intervals.	Garbage bins with lids are provided & garbage bins are cleaned well after they are emptied as well as garbage is removed from premises at frequent intervals.
12	Food transportation	Transported in closed vehicles (Van, Bus & Refrigerated / Insulated vehicles)	Transported in Closed vehicles (Van) but it does not carry the MDM logo. They have assured that they would do it.
	a) Are the food containers kept in the vehicle covered properly?	Yes	Yes
	b) Is food compartment of the vehicle clean and dry?	Yes.	Yes
	c) Does any person accompany the packed food in the vehicle?	Yes	Yes

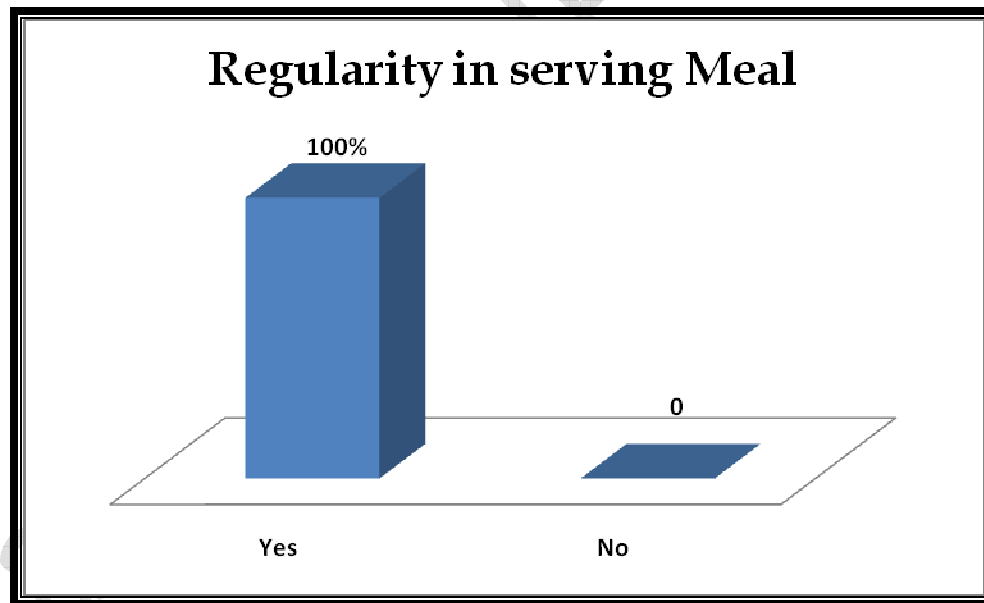
13	Food Evaluation	Appearance, Taste, Smell, Texture, Overall Acceptability are also good.	Appearance, Taste, Smell, Overall Acceptability are also good.
	a) Procurement of pulses and condiments	Packed spices with Agmark seal & Double fortified salt (Iron & iodine) are available	Packed spices with Agmark seal are available.

Karnataka, RIE Mysore

Mid-day Meal report of Bengaluru Urban District:

In almost all the schools in Bengaluru urban district, the mid-day meal is served through centralised kitchens excepting a few cases. The monitoring team visited 40 schools (covering 38 regular schools and 2 tent schools) and found that in only one school the mid-day meal is prepared by the school itself, while in all other schools they are being supplied by the centralised kitchens.

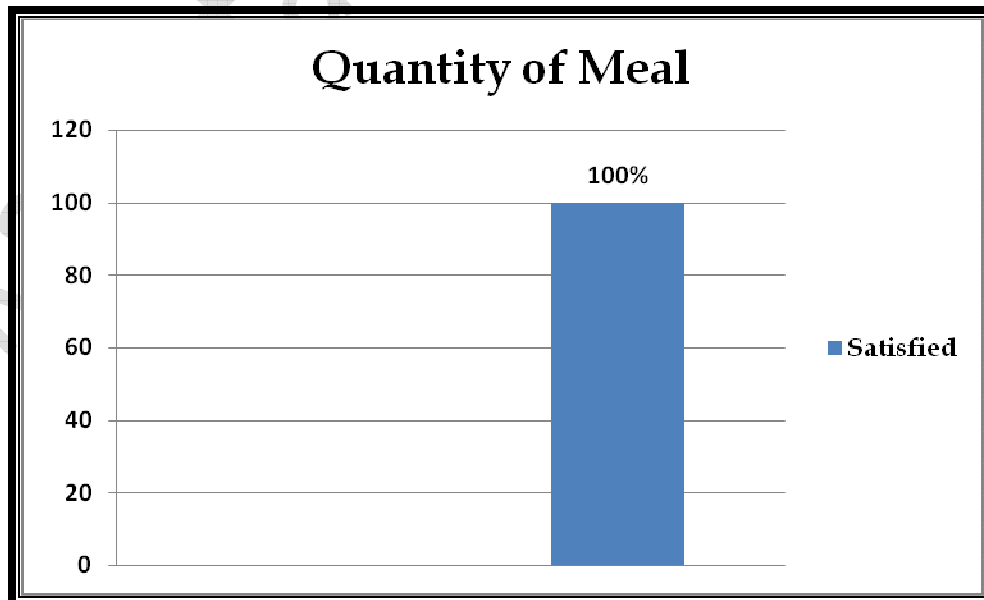
10.5 Regularity in serving the meal: All schools serve hot cooked meal daily without any exception, including the two tent schools. In one of the tent schools they are also managing to give breakfast to all children.



10.6 Quality and quantity of meal: Based on the feedback received from the children, the **quality of the meal** is very good in all the schools. All children are satisfied by the **quantity of the meal** also. It was also found that the **quantity of pulses** used in the meal per child was sufficient in all cases. The **quantity of green leafy**

vegetables using the meal but child was also sufficient in all cases. **Double fortified salt** was used. The acceptance of the meal among the children is good. The food that is being served is with the help of **serving spoons/ladle**.

10.6 Quality and Quantity of Meal



10.7 Variety of Menu- Centralised Kitchen:

Centralised kitchens are supplying variety of menu as per their own calendar/chart.

10.8: Display of information under RtE, 2009 at the school level at prominent space.:

Almost all the schools in Bengaluru get the mid-day meal from centralised kitchens excepting a very few schools. From among the sampled the schools it was found that 8005 children were availing mid-day meal facility. The team which visited the schools could not see the MDM logo on any prominent places in the sampled schools. This is an area where the district has to work.

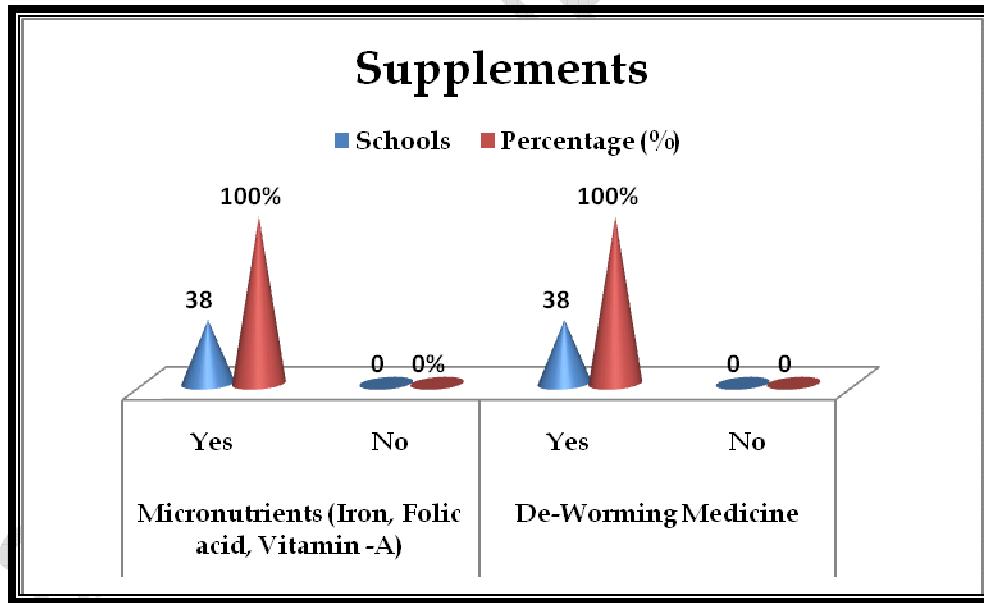
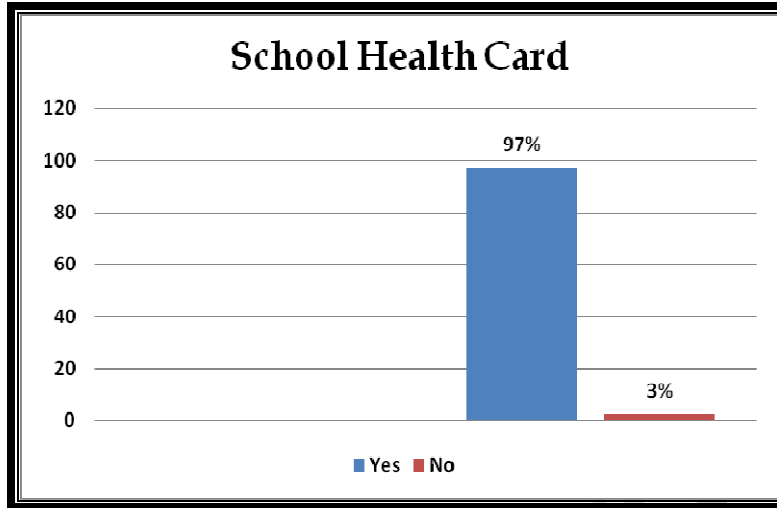
10.9 Extent of variation of Trends: From all the sampled schools, the total number of the **enrolment** of the students was 8706. Among them the number of children who were **present on the day of the visit** was 7502. **As per the counting** there were 7270 children. Thus, there is **variation in the attendance**. The variation in attendance needs to be seen by the district. The number of children availing mid-day meal **as per the MDM register** was 7217, while the number of children who were **actually availing the mid-day meal** was also 7217. Around 99% of the schools get the food from the centralised kitchens in Bengaluru district. Almost less than 1% of the sampled schools was found to be cooking in their own school premises. On an average the centralised kitchens would take around an hour to reach schools.

10.10 Social equity: The schools in Bengaluru follow two systems. In some schools children are made to **sit on the floor** and they are served at their place. This is mostly followed in those schools where the number of children is less and where it is manageable easily. In some other schools, especially where the number of children is

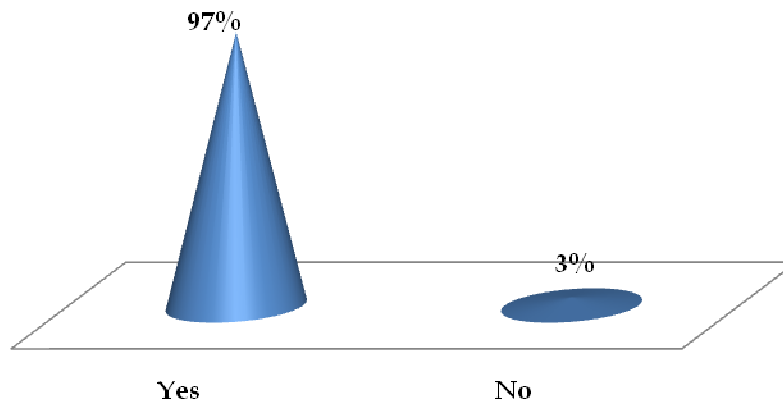
too large to manage, children will be asked to come **in queue** and collect the food at the distribution centre. **It is a matter of great satisfaction that there is no discrimination of any sort either based on the gender or caste or community.**

10.11 Convergence with other schemes: Almost all schools maintain **school health card** for every child excepting a few schools. The **frequency of the health checkups** are done once in six months or once a year. All children get micronutrients covering, Iron, folic acid, and also de-worming medicines. These **medicines administered** by the block resource coordinators and also by the health Department functionaries. As regards the **frequency of administering these medicines**, it is administered either on alternate days or once in three days. But the de-worming medicines are given once in six months. The **height and weight** of the children are recorded in almost all schools excepting in some. In one of the sampled schools they have not recorded the height and weight of children. Around 47% of the schools have **referred the children to specialists** for some or the other consultation during the monitoring period. However, there was **no medical emergency** during the period of monitoring in any of the schools.

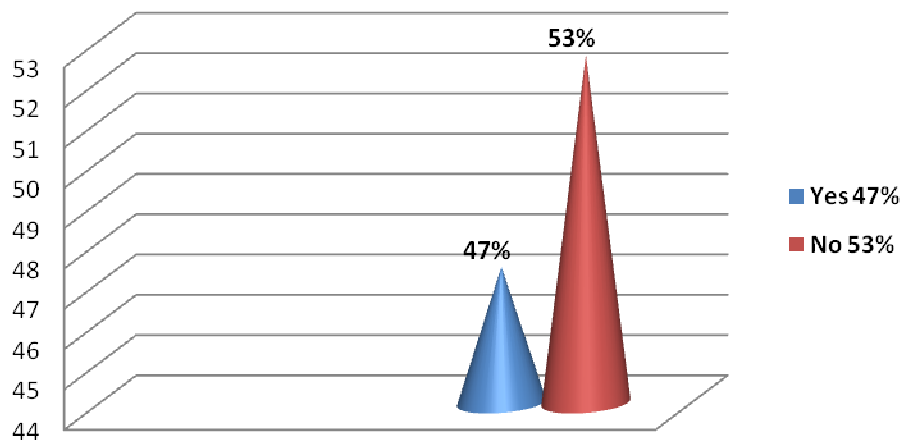
It's a matter of great happiness that all the sampled schools have **medical kits** in schools. The dental and eye checkup were also included in the screening in about 97% of the schools. The distribution of **spectacles to children** suffering from refractive error was done in 24% of the schools, but not in the 76% of the schools. The **drinking water and sanitation programme** existed reasonably well in 97% of the schools but not in the remaining 3% of the schools. There was no **MP LAD/MLA scheme** in any one of the schools. There is no any other scheme. However, water filters are gifted by *Gram Panchayats* and some volunteers. Teachers have also contributed in different forms for MDM programme.

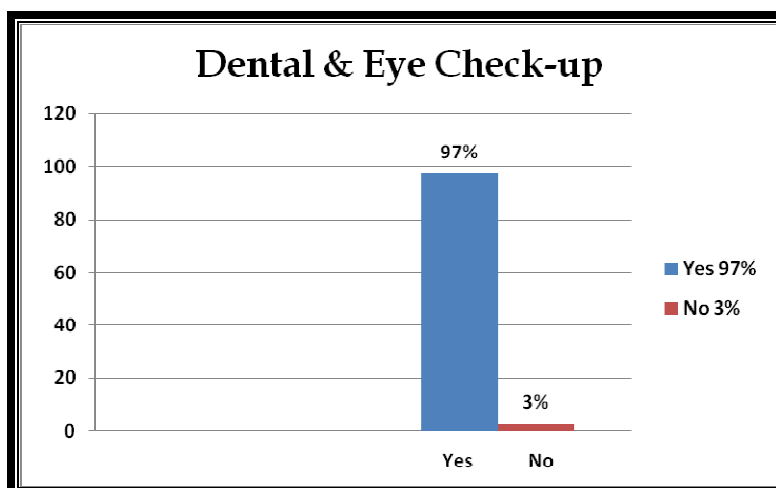


Height and Weight



Referral





10.12 Infrastructure: (10.12.1; 10.12.2; 10.12.3) In Bengaluru Urban district, all sampled schools are served by centralised kitchens excepting in one Government Urdu Primary School, Hegganahalli, Bengaluru.

10.12.4. Toilets in schools: The field data indicates that 92% of the sampled schools have separate toilets for boys and girls. 97% of the toilets are in usable condition.

10.12.5: Availability of Potable water: As regards the availability of the portable water, 87% of the schools get water from taps, tube wells or hand pumps. The other sources include getting water from certain homes and getting water from water tanks.

10.12.6: Availability of fire Extinguishers: As regards the availability of fire extinguishers, they were found to exist in 97% of the sampled schools.

10.12.7 IT Infrastructure availability at school level: As regards the availability of the infrastructure at school level, in total there were 152 computers in 20 schools. CALC schools are upper primary schools only. While, none of the school had Internet connectivity. None of the schools also had any IT enabled service-based solutions or e-learning etc.

10.13: Safety and hygiene : As regards the **safety and hygiene**, the general impression of the environment, safety and hygiene is good in majority of the schools. In almost all the schools children are encouraged to **wash hands** before and after eating. They also take meals in an **orderly manner**. They also concerned about **conservation of water**.

10.14: Community participation: As regards the extent of community participation in supervision and monitoring of MDM by the **parents**, majority of them participate 'often', followed by 'rarely' and 'on daily basis'. It means majority of the parents do participate but not daily. With regard to the **SDMCs's** participation, majority of them also participate 'often', followed by 'rarely', 'daily' and 'never'. It means even the **SDMC members** cannot attend to the mid-day meal programme daily and regularly in Bengaluru Urban. Perhaps in these urban locales, they may not be able to afford time. While the members of the **Urban bodies** make it a point to participate in the midday meal programme 'often' in about 43% of schools followed by 'never', and 'rarely'. In Bengaluru urban district, there is no roaster of committee members maintained for supervision of mid-day meal programme. As regards the number of meetings held during the year, it ranges from 2 meetings to 7 meetings with an average of 5 meetings till the monitoring team visited schools. In these meetings, issues related to mid-day meal were also discussed.

10.15 Inspection and Supervision: **Inspection registers** were found to be available in all the sampled schools. As regards the issue of whether schools have received funds under **MME component**, 26% of the schools have indicated that they have received funds while 74% of the schools have not received funds. A certain number of schools get MME funds. This is OK.

As regards the inspection of the mid-day meal programme, only 5% of the schools indicate that the state officials have visited, 61% of the schools indicated that the

district officials visited, and all the schools indicated that the block level functionaries visit.

10.16: Impact: All the schools feel that the mid-day meal programme has improved the **enrolment** as well as their **attendance**, apart from **general well-being** of children and their **nutritional status**. Therefore schools feel that the mid-day meal programme has done a great job and influenced the children for their betterment. All the schools also hold the view that is the mid-day meal programme has also helped in the improvement of the **social harmony**.

10.17: Grievance Redressal Mechanism: It is unimpressive to note that there is no Grievance redressal mechanism in the district for mid-day meal scheme. The schools also say that they do not have any toll-free number to communicate their grievances. But the centralised kitchens like ISKON have given the toll-free number to receive any grievances, as reported by them.

XX

Centralized Kitchen : Akshaya Patra Foundation

As a part of the monitoring work, two centralised kitchens were visited by this monitoring institution in Bengaluru Urban district. These two include Akshaya Patra Foundation, (covering both their branches at West of Chord Road, Rajajinagar and Dodda Kallasandra, at Kanakapura Road, Bengaluru) and Sri Sai Mandali Trust, Malleswaram.

A brief account of both the centralized kitchens are as follows.

(a) **Akshaya Patra Foundation:** the mid-day meals supply was started on July 2000. It is very well developed and they have hygienic kitchens. It is serving merely 1,043

schools in and around Bengaluru and covering about 1,38,223 children. They have spacious cooking, storage and distribution areas.

They have adequate space for everything. They maintain complete cleanliness and hygiene. They also comfortably maintain dryness in and around the kitchen area. The kitchen as well as storage areas are well lit with adequate ventilation facility. As regards the procurement and storage of food items, they are purchased in bulk, as per the requirement weekly once. Fresh vegetables are purchased from local market everyday and they are stored in jute bags and plastic bags. There are mechanisms in place to check stones, insects, over ripeness and bad odour. Containers are placed on the raised platforms. They are free from dust, water and such.

Their main source of water is bore well. Water is stored in utensils covered with lid. All food items are washed before preparation. On the day of the visit, Rice, *Sambar*, *Tomato Bath*, and Curd Rice were prepared. The fuel used for cooking includes LPG, bio gas, wood brickets, (organic) and steam. All the prepared food items are kept covered. The food items are packed immediately after they are cooked. Food items are packed in steel drums which are neat and clean. It is interesting to note that the remaining wastage of food is used for generation of bio gas. The dish washing is done using detergent with the help of scrubber and wash it with water. They also use pressure wash to clean the utensils. Perhaps their dishwashing is the best one.

As regards the organisational chart of employees, they are placed as follows in two different locales. In their **first kitchen (HK Hills)**, they have 9 kitchen in charges, 3 store in charges, 3 purchase incharges, 1 head cook, 15 cooks, 10 helpers for serving at the school level, 75 handlers and distributors, 12 cleaners and sweepers, 28 personnel for washing vessels, 32 drivers, 6 security personnel, 5 for maintenance and 60 for administration. They have a huge team of members working at the first kitchen.

In their **second kitchen, (VK Hills)**, they have 9 kitchen in charge, 3 stores in charge, 1 purchase in charge, 1 head cook, 19 cooks, 12 helpers for serving at the school level, 90 handlers and distributors, 28 cleaners and sweepers, 30 for washing vessels, 40 drivers, 15 security personnel, 12 for maintenance, and 20 in the administration. Even this is a big contingent.

As regards the **personal hygiene practices**, they are maintained in a good manner. They have toilet facility. Workers wear gloves. Food handlers do not observe any unhygienic practices.

With regard to the **kitchen waste disposal**, they are very particular. Garbage bins with lids are provided and they are cleaned well after they are emptied as well as when the garbage is removed from the premises at frequent intervals. With regard to the **food transportation**, it is done using closed vehicles. They use vans, buses and insulated vehicles also. The food containers are kept in the vehicles well covered in vehicles which are clean and dry. There are always a couple of persons accompanying the packed food. As regards the **food evaluation**, the appearance, taste, smell, texture, and overall acceptability is also good. As regards the procurement of pulses and condiments, it was found that they had packed spices with Agmark seal and double fortified salt (Iron and Iodine) which were available with them.

An overall impression of this centralized kitchen is very good and they take all precautions in procuring, preparing, packing, distributing, cleaning and in providing a satisfactory mid-day meal programme in the district. This centralised kitchen assures quality.

Centralized Kitchen : Sri Sai Mandali Trust, Malleshwaram

This centralised kitchen was started during 2013. They are serving 91 schools covering about 6800 students. The kitchen area is about 2000 ft.² and 1800 ft.² of two parts.

As regards the **infrastructure facilities**, it has all the following facilities like adequate space, cleanliness, dryness, well it and ventilation. With regard to the **procurement and storage of food items**, cereals, pulses and spices are purchased in bulk weekly twice and fresh vegetables are purchased in the local market everyday and stored in jute bags and plastic bags. De-stoning of rice is done before cooking. Their containers are placed on a raised platform. Their source of water is tap water as well as bore well water. Water is stored in utensils covered with lids. They have the practice of washing food items before preparation. On the day of the visits they had cooked rice and *Sambar*. The fuel that they use for cooking is LPG. They cover the prepared food items properly. The time lapse between preparation and packing of the food is around one hour. The food is packed in steel drums with clean packing materials. They claim that their food is never wasted and they distribute food even in the evening before children return home, if the food is excess. Their utensils are cleaned with water detergent and scrubber.

As regards the organisational chart of the employee's, they have 4 kitchen in charge, 2 stores in charge, 2 purchase in charge, 4 Head cooks, 4 cooks, 4 helpers for serving at the school level as well as under process, and 4 Handlers and distributors and 8 cleaners and sweepers.

The centralised kitchen also maintains personal hygiene practices in a good manner. They have toilet for the workers. They are apparently neat and clean. They wear gloves while handling food. There is no unhygienic practice observed in the food handling process.

The garbage bins with lids are provided and garbage bins are cleaned well after they are emptied as well as the garbage is removed from the premises at frequent intervals.

The food is transported in closed vehicles. But their vehicles do not carry the MDM logo. The nodal officer had objected to this and the officials of the centralised kitchen assured that they would use the MDM logo soon. The food containers are kept in the vehicles which are covered properly and the food compartment is clean and dry. There is a person who accompanies the packed food in the vehicle. As regards the **food evaluation**, the appearance, taste, smell, overall acceptability of the food are also good. This centralised kitchen uses spices with Agmark seal.

In overall impression of this centralised kitchen suggests that it is being managed by a team of well-meaning people with service mindedness. It is fairly a good centralised kitchen.

10. Mid-Day Meal Programme - From Centralised Kitchens

10.1 Availability of food grains

10.2 Timely release of funds

10.3 Availability of cooking cost

10.4 Availability of cook-cum-helpers

10.5 Regularity in serving meal

10. 5	i	Whether the school is serving hot cooked meal daily?	Yes	38	100
			No	0	0
		If there was interruption?			
		What was the extent and reasons for the same?			

10.6 Quality & Quantity of Meal (Feedback from children on)

10. 6	i	Quality of meal	Very good	38	100
			Good	0	0
			Bad	0	0
	ii	Quantity of meal	Satisfied	38	100
			un Satisfied	0	0
	iii	Quantity of pulses used in the meal per child	Sufficient	38	100
			Not Sufficient	0	0
	iv	Quantity of green leafy vegetables used in the meal per child	Sufficient	38	100
			Not Sufficient	0	0
	v	Whether double fortified salt is used	Yes	38	100
			No	0	0
	vi	Acceptance of the meal amongst the children.	Very good	0	0
Good			38	100	
Average			0	0	

		Poor	0	0
	Give the reasons and suggestions to improve, if children were not happy.			
vii	Method / standard gadgets/equipment of measuring the quantity of food to be cooked and served.		Serving Spoon	

10.7 Variety of menu - Centralised Kitchen: There was variety of menu supplied by **Centralised Kitchens.**

10.8 Display of information under right to education Act, 2009 at the school level at prominent place

10.8	i	a. Quantity and date of food grains received	Centralised Kitchen		
		b. Balance quantity of food grains utilized during the month.			
		c. Other ingredients purchased, utilized			
		d. Number of children availing MDM			
	e. Daily menu	Decided by the Centralised kitchen excepting one school			
ii	Display of MDM logo at prominent place preferably outside wall of the school.		Yes	0	0
			No	40	100

10.9 Trends Extent of variation (As per school records vis-à-vis Actual on the day of visit)

				Total	%
10.9	i	Enrolment		8706	0
	ii	No of children present on the day of the visit	Register wise	7502	0
			counting wise	7270	0

	iii	No. of children availing MDM as per MDM register	7217	0
		No. of children actually availing MDM	8005	0
	iv	No. of children actually availing MDM on the day of visit as per head	7217	
		If food is being supplied by centralized kitchen; 1. Does the school get food from Centralised kitchen?		
		2. Time to take reach the mid-day meal to school.	1 hour	

10.10 Social Equity

10.10.	i	What is the system of serving and seating arrangements for eating?	In some schools children's are made to sit & have food. In some schools children's need to come & collect food in		
	i	Did you observe any gender or caste or community discrimination in cooking or serving or seating arrangements	Yes	0	0
			No	38	100
i	If yes, give details.	NIL			
	i i i	The name of the school where discrimination found of any kind may be mentioned in the main body of the report along with date of visit.	NIL		
	i v	If any kind of social discrimination is found in the school, comments of the team may be given in the inspection register of the school.	NIL		

10.11 Convergence with other schemes

Sarva Shiksha Abhiyan

10.11		School health programme			
	i	Is there school health card maintained for each child?	Yes	37	97
			No	1	3
ii	What is the frequency of health check-up?	6 Months once, Once Yearly			

iii	Whether children are given	Micronutrients (Iron, Folic acid, Vitamin-A)	Yes	38	100
			No	0	0
		De-worming Medicine	Yes	38	100
			No	0	0
iv	Who administers these medicines?	BRC, Health Department.			
	At what frequency?	Micronutrients	3 days once / Day by day		
v	Whether height and weight record of the children is being indicated in the school health card.	Yes	37	97	
		No	1	3	
vi	Whether any referral during the period of monitoring.	Yes	18	47	
		No	20	53	
vii	Instances of medical emergency during the period of monitoring.	Nil			
viii	Availability of the first aid medical kit in the school	Yes	38	100	
		No	0	0	
ix	Dental and eye check-up included in the screening	Yes	37	97	
		No	1	3	
x	Distribution of spectacles to children suffering from refractive error	Yes	9	24	
		No	29	76	
10.1 1.2	i	Drinking water and sanitation programme	Yes	37	97
			No	1	3
10.1 1.3	i	MPLAD/MLA Scheme	Yes	0	0
			No	38	100

10.1 1.4	i	Any other Department / scheme : There is no any other scheme. However, Gram Panchayat has gifted water filter, and some volunteers and teachers have also contributed for MDM programmes.
-------------	---	--

10.12 Infrastructure	Food is served from Centralised kitchen to all schools, except one school, Govt. Urdu Primary school, Hegganahalli, Bengaluru.
10.12.1 Kitchen-cum-Store	
10.12.2 Kitchen Devices	
10.12.3 Availability of storage bins	

10.12.4 Toilets in the school					
10.12.4	i	Is separate toilet for the boys and girls available?	Yes	35	92
			No	3	8
	ii	Are toilets usable?	Yes	34	97
			No	1	3

10.12.5 Availability of potable water					
10.12.5	i	Is tap water/ tube well/ hand pump / well/ jet pump available?	Yes	33	87
			No	5	13
	ii	Any other source: Schools do get water from certain homes and they also get water from water tankers.			

10.12.6 Availability of fire extinguishers					
10.12.6	i	Availability of fire extinguishers	Yes	37	97
			No	1	3

10.12.7 IT infrastructure available @ School level					
10.12.7	i	No. of computer available in the school	There are 152 computers which were seen in 20 schools.		
	ii	Availability of internet connection (if any)	Yes	0	0
			No	20	100
			Not applicable	0	0
	iii	Using any IT/IT enabled services based solutions / services (like e-learning Etc.) (if any)	Yes	0	0
No			20	100	
Not applicable					

10.13 Safety & Hygiene						
10.13	i	General impression of the environment, safety and Hygiene	Very good	0	0	
			good	34	89	
			Average	3	8	
			Poor	1	3	
	ii	Are children encouraged to wash hands before and after eating	Yes	37	97	
			No	1	3	
	iii	Do the children take meals in an orderly manner?	Yes	37	97	
			No	1	3	
	iv	Conservation of water?	Yes	37	97	
			No	1	3	
v	Is the cooking process and storage of fuel safe, not posing any fire hazard?	Yes	NA			
		No				
10.14 Community participation						
	i	Extent of participation in supervision, monitoring, participation by:	Parents	Daily	10	26
				Often	17	45
				Rarely	11	29
				Never	0	0
			SDMC	Daily	6	16
				Often	20	53
				Rarely	7	18
				Never	5	13
			Urban Bodies* (One school comes under Gram Panchayat..)	Daily	0	0
				Often	16	43
				Rarely	9	24
				Never	12	32
ii	Is any roster of community members being maintained for supervision of the MDM?	Yes	0	0		
		No	38	100		
		iii	Is there any social audit mechanism in the school?	Yes	11	29
				No	27	71
iv	Number of meetings of SDMC held during the year till the monitoring work.	2,to7 times, with an average of 5 meetings.				
v	In how many of these meetings issues related to MDM were discussed?	Mid day meal issues are discussed in many meetings.				

10.15 Inspection & Supervision						
10.15	i	Is there any Inspection Register available at school level?	Yes	38	100	
			No	0	0	
	ii	Whether school has received any funds under MME component?	Yes	10	26	
			No	28	74	
iii	Has the MDM programme been inspected by any officer of	State	Yes	2	5	
			No	36	95	
		District	Yes	23	61	
			No	15	39	
		Block	Yes	38	100	
			No	0	0	
		Any other (brief)				
		iv	The frequency of such inspections?	1 to 2 times		
10.16 Impact						
10.6	i	Has the MDM scheme improved	Enrolment?	Yes	38	100
				No	0	0
			Attendance of children?	Yes	38	100
				No	0	0
			General well being of children?	Yes	38	100
				No	0	0
	Nutritional status of children?	Yes	38	100		
		No	0	0		
	ii	Whether mid day meal has helped in improvement of the social harmony?	Yes	38	100	
			No	0	0	
	iii	Whether mid day meal has helped in improvement of the nutritional status of the children?	Yes	38	100	
			No	0	0	
	iv	Is there any other incidental benefit due to serving of meal in schools?				

10.17 Grievance Redressal Mechanism					
10.17	i	Is any grievance redressal mechanism in the district for MDMS?	Yes	0	0
			No	38	100
	ii	Whether the District/block/school having any toll free number?	Yes	0	0
			No	38	100

Karnataka, RIE Mysore

Annexure I

List of Schools with DISE code visited by MI : Bengaluru Urban District

Sl. No.	Name of the school & DISE Code	Block name	LPS/ UPS	Date of visit of the school	Schools visited by the nodal officer
1.	GLPS, Sushruthi Nagara 29280208601	North-1	LPS	9-1-2014 to 10-1-2014	YES
2.	GKEMPS, K.P Agrahara, Magadi Road 29200802015	South-2	HPS	05-12-2013 & 6-12-2013	YES
3.	GUMPS, Sarabande Palya Banashankari 29200124103	South	HPS	3-12-2013 & 4-12-2013	
4.	GHPS, Saalu Hunase 29200124801	South	HPS	29-11-2013 & 30-11- 2013	
5.	GHPS, Muthuraya Nagara Mysore Road 29200111844	South-1	HPS	05-12-2013 & 06-12- 2013	
6.	GLPS Yadaalum Nagara 29200108611	South -1	LPS	29-11-2013 & 30-11- 2013	YES
7.	GLPS, Kamalanagara 29280203337	North-1	LPS	20-12-2013 & 21-12-2013	YES
8.	GTLPS, Sugana Vidya Samsthe Banashankari 29200135510	South-1	LPS	27-11-2013 & 28-11- 2013	YES
9.	GLPS, Rajeevgandi nagar 29200109222	South-1	LPS	25-11-2013 & 26-11- 2013	
10.	GMPS, Thalagatta pura 29200136001	South-1	HPS	27-11-2013& 28-11-2013	YES

11.	GHPS, Mallathahalli 29200111864	South-1	HPS	29-11-2013 & 30-11- 2013	
12.	GLPS, Doddabasti Ullalu 29200107320	South-1	LPS	3-12-2013 & 4-12-2013	
13.	GHPS, Bannerugatta 29200419701	South	HPS	1-12-2013 & 2-12-2013	
14.	GHPS, Lalbag, Siddapura 29200908002	South-3	HPS	27-11-2013 & 28-11- 2013	
15.	GLPS Hosbairohalli 29200107402	South-1	LPS	1-12-2013 & 02-12-2013	
16.	GMPS, Varturu 29200320391	South-4	HPS	9-1-2014 & 1-1-2014	
17.	GLPS Hommadevanahalli 29200902405	South-1	LPS	20-12-2013 & 21-12- 2013	YES
18.	GLPS Punugamaranahalli Tavareker 29200132001	South-1	LPS	25-11-2013 & 26-11- 2013	
19.	GHPS, Vasanthpura Subramanya Post 29200108401	South-1	HPS	02-12-2013 & 03-12-2013	
20.	GHPS, Vajarahalli Kanakapura Road 29200109201	South-1	HPS	02-12-2013 & 3-12-2013	
21.	GHPS, Sri Ramakrishna Samagra Shikshana Kendra, Gottagere 29200902904	South -1	HPS	05-01-2014 & 06-01-2014	YES
22.	GMPS, Mallasandra 29280207601	North-1	HPS	09-1-2014 & 10-1-2014	

23.	GMPS, Laggere 29280202804	North-1	HPS	09-1-2014 & 10-1-2014	
24.	GHPS, Byadarahalli 29280201701	Noth-1	HPS	05-1-2014 & 06-1-2014	
25.	GLPS, Ukkadapalya 29280501105	Noth-2	LPS	26-12-2013 & 27-12- 2013	
26.	GLPS, Nagasandra Colony 29280207406	North-1	LPS	4-1-2014 & 5-1-2014	YES
27.	GLPS V. Naganahalli 29280500312	North-2	LPS	30-12-2013 & 31-12- 2013	
28.	GLPS, Ashraya Nagara Behind SRN 29280203121	North-1	LPS	26-1-2014 & 27-1-2014	YES
29.	GUHPS, Hegganahalli 29280208608	North-1	HPS	7-1-2014 & 8-1-2014	YES
30.	GHPS, Chokkasandra Dasarahalli Post 29280209101	North-1	HPS	15-1-2014 & 16-1-2014	
31.	GHPS, Mulagal Vally Kanttheeravanagara 29280203205	North-1	HPS	17-1-2014 & 18-1-2014	
32.	GHPS, Rajeevgandhi Nagar 29280233401	North-1	HPS	30-12-2013 & 31-12- 2013	YES
33.	GMPS, Hullalu New Town 29280281801	North-1	HPS	02-1-2014 & 3-1-2014	
34.	GHPS, Chikkakudige Halli 29280232001	North -1	HPS	2-1-2014 & 3-1-2014	

35.	GKGHPS, Srirampura 29280502302	North-1	HPS	22-1-2014 & 23-1-2014	
36.	GULPS, Modi road, D J Halli 29280600404	North-3	LPS	7-1-2014 & 8-1-2014	YES
37.	GHPS, Jooganahalli 29280200403	North-1	HPS	17-1-2014 & 18-1-2014	
38.	GHPS, Vrushabhavathi Nagara 29280203407	North-1	HPS	22-1-2014 & 23-1-2014	YES
39.	Tent School Hosahalli	South-2	Tent School	20-12-2013	YES
40.	Tent School CID Office Campus	North-2	Tent School	20-12-2013	YES
41.	Centralised Kitchen : 1 Akshaya Patra Foundation West of Chord Road, Bengaluru	South		19-2-2014	YES
42.	Centralised Kitchen : 2 Sri Sai Mandali Trust Mallechwaram Bengaluru	South		19-2-2014	YES

The Nodal Officer visited 13 schools, 2 Tent Schools, and 2 Centralised Kitchens.

**First Half Yearly Monitoring Report of RIE,
Mysore, Karnataka on Mid-day Meal Programme
for the period of 1st October 2013 to 31st March, 2014**

**Dr. G.Viswanathappa
Coordinator
Chamarajanagara**

Report Prepared by
**Dr. G.Viswanathappa
Prof. C.G.Venkatesha Murthy**



**Regional Institute of Education, (NCERT)
Manasagangotri, Mysore
2014**

MDM Report of Chamarajanagara District of Karnataka

Chamarajanagara is the southern district in the state of Karnataka. This district was carved out of the Mysore District in the year 1998. Chamarajanagar was named after the then Mysore Royal king Chamaraja Wodeyar. This district is bounded by the borders the state of Tamil Nadu and Kerala. The much of the southern area of the district is covered with dense forest. This district has been divided into 5 thalukas viz., Chamarajanagara, Yelandur, Gundlupet, Kollegal and Hanur. The district map and profile of this district is as follows:



The monitoring work in sample Chamarajanagara District comprised 40 schools with 20 Lower Primary Schools and 19 Upper Primary Schools along with one Kasturiba Gandhi Balika Vidyalaya (KGBV). The schools are selected based on parameters like (1) Higher gender gap in enrolment; (2) Higher proportion of SC/ST students; (3) Low retention rate and higher drop-out rate; (4) School with minimum of three CWSN; (5) School with sizeable number of out of school children (OOSC); (6) School which witnesses in-bound and out-bound seasonal migration; (7) The school to have sizeable number of urban deprived children; (8) The school in forest or far flung area; (9) The school which witnesses recurrent floods or some other natural calamity, and (10) The schools where civil works is in progress.

All the 40 schools of the sample served the hot cooked meal daily. There are 35 schools where mid-day meal is prepared in the school. The remaining 5 schools are getting ready mid-day meal served by a centralized kitchen managed by Jagathguru Shri Shivarathri Swamy Muth which is an NGO at Yelandur. The mid-day meal is served to all the students present on all working days.

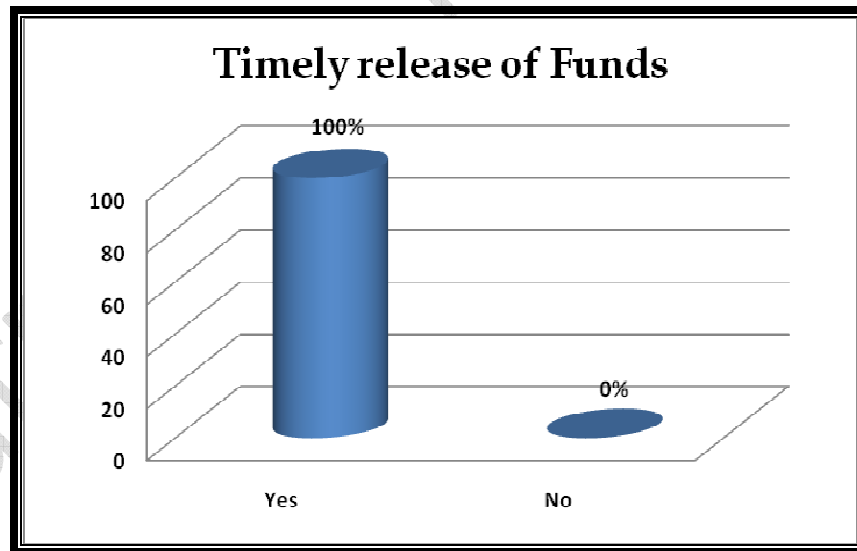
It is observed during the visit of the monitoring team, almost all students are availing mid-day meal and very few are bringing their own meal from home and eating along with other peer. In the discussion it came to know that these small groups of students who are bringing their food from home are linguistic minority group i.e. Tamil linguistic minority group especially belongs to Modaliyar community. It is observed that the MDM programme initiated by the government is implemented effectively in all the schools.

10.1 Availability of Food Grains to School:

With regard to availability of food grains, 94% of the schools are keeping stock for one month. 94% of the schools are delivered food grains in the school in scheduled time. The district authorities may look in to the reasons for not delivering the food grains in scheduled time in these 6% of the schools. All the 39 schools (100%) are in opinion that they are supplied high quality food grains and also supplied to them by adjusting based on the balance of preceding month. The schools are getting mid-day meal served by JSS as per the prescribed allotment.

10.2 Timely release of funds:

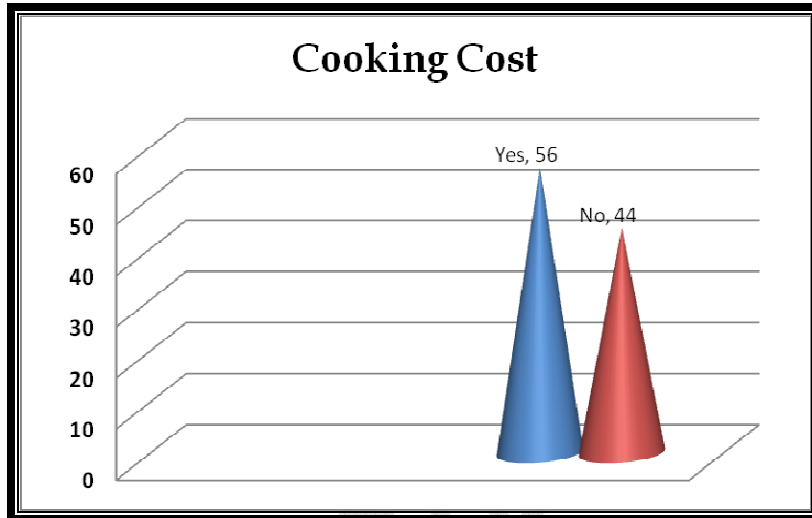
In the entire Karnataka state, the funds are released to District/block/school on regular basis in advance. All the schools in Chamarajanagara also get timely.



10.3 Cooking Cost to School Level:

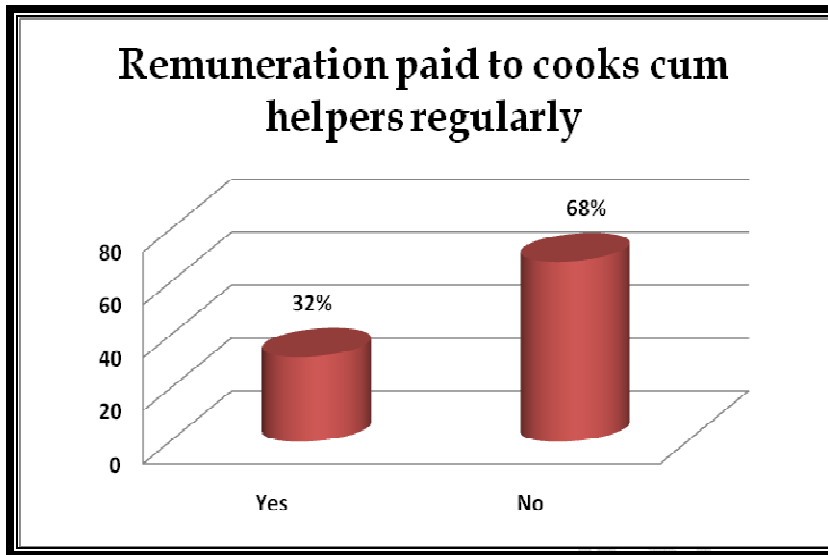
The mid-day meal grant is released through e-transfer only. Among the sampled schools only 56% of the schools are getting funds regularly without any delay and 44%

of the remaining schools are not getting funds regularly. They further expressed that the delay is up to 1 to 3 months. The district authorities should take care of this aspect. Paradoxically, the district reports that the mode of payment of cooking cost is through e-transfer.



10.4 Availability of cook-cum-helpers:

A large majority of cook cum helpers are engaged by predominantly by PRI, followed by VEC & SDMC. 94% of them are engaged in school as per norms. The honorarium of Rs. 1,100/- per month for head cook and honorarium of Rs. 1,000/- per month for cook is paid. The honorarium is paid to the cooking staff by cheque only. While in 68% of schools, remuneration is not paid regularly to cook and helpers. The schools are using all social category groups in cooking and serving food.



In only 12% of the schools, training modules for cooking-cum-helping staff in the kitchen exists. The district MDM team needs to ensure that all the schools have training modules and they are also put to use. Only 50% of the cooking-cum-helping staff have undergone training programme. The district needs to do the needful in this direction. In case of schools where children are being served by centralized kitchen, helpers have been engaged to serve meal to the children at school level in 80% of the schools. 20% of such schools have problems. It needs to be looked into by the district.

As regards the health checkup for cooks cum helpers, it has been done only to 62% of them but not the remaining 38%. This is yet another area, the district needs to work & set right issues.

10.5 Regularity in serving meal:

All the schools are following systematic procedure and timing for serving food. Around 94% of schools are serving hot and cooked food daily. In almost all the schools the hot and fresh food is being served. BUT, in two schools MDM was interrupted. In one school, it was supplied because the LPG gas got exhausted and the HM chose to send children home for lunch. In another school, MDM was interrupted due to non

availability of water from 10.6.13 to 18.6.13, for over a week. In both the situations, the Head Masters showed no seriousness in ensuring and serving MDM to children. This is indeed a matter of concern.

10.6 Quality and Quantity of food:

It has been seen that in 90% of the schools, the food that is being served is of very good quality, 7% of schools are serving good food and in only 3% (one school) the quality is poor. Children in 79% of the schools are satisfied with the quantity of food and in 95% of the schools, the quantity of pulses used in meal per child is sufficient. The quality of green leafy vegetables used in the meal per child is sufficient in 92% of the schools, while it is not so in 8% of the schools. The district needs to see this and correct it. It is a matter of satisfaction that double fortified salt is used in all the schools. Children in 95% of the schools accept the meal as good i.e. 5% of the school children say it as average. However, there are no concrete suggestions to improve. All schools use serving spoon/ladle to serve the meal.

10.7 Variety of Menu:

The education department decides the menu of the food in 87% the schools & in 13% of the schools, JSS centralized kitchen decides. Every school should display weekly menu in the notice board at a prominent place noticeable to community, while, it is being done in only 50% of the schools. The 50% of the schools are not displaying menu. This is a serious issue. The district needs to consider this and necessary instructions may be provided to the schools to take-up this. 69% of the schools are following uniform menu, while 31% are not following the uniform menu. The district needs to take up this issue and interrogate the reasons for deviating from uniform menu. 92% of the schools are including locally available ingredients in the menu which is good. 96% of the schools are considering required nutritional and calorific value per child while preparing menu.

10.8 Display of information under RTE Act-2009 in the school Premises:

In all the schools the norms are followed regarding the display of date of receipt of food grains and its quantity, utilization of food grains and balance during the month, purchasing and utilizing of other ingredients and number of children given MDM. Only 74% of the schools display menu while 26% of the schools are not displaying. Further, only 24% of the schools are displaying MDM logo but not the remaining 76%. The district should focus on the 76% of the schools which are not displaying MDM logo and necessary steps may be initiated.

10.9 Trends : Extent of variation:

All the students enrolled in the schools are eligible to avail mid-day meal facility. However, in the context of Chamarajanagara, the number of children enrolled in schools is 4,120. The number of children opted for MDM is 3,338 (81%) and the number of children attended the school on the day of visit was 3,177 (77%) and the number of children actually who availed MDM on the day of visit was 3,175 (77%). This pattern is understandable. Thus, there are no perceptible variations in trends.

10.10 Social Equity:

In all the 40 schools, there is no social discrimination in cooking and serving mid-day meal. Some of the possible factors of discrimination like caste, gender or community have not been influencing MDM at any stage in the process of its implementation. It is observed in all the school children are served mid-day meal in a systematic manner by forming a line.

10.11 Convergence with other schemes:

In 95% of the schools, school health card exists. The frequency of health checkup is once a year. Micronutrients covering Iron, Folic acid & vitamin A, are given in 95% of the schools & de-worming tablets are given to all children. These are administered by Head Teachers, Teachers & Cooks. Micronutrients are given once in 2 days & de-worming is given once in 6 months. It is observed that only 74% of the schools are indicating height & weight in the school health card regularly. It was also found that 8% of the cases are referred to specialists during the monitoring period. There are few instances of medical emergency during the period of monitoring. The availability of the first aid & medical kit existed in the school is in 36% of the schools only. The dental and eye check-up were included in 72% of the schools. Only 18% of the schools have distributed the spectacles to children suffering from refractive error. The drinking water and sanitation programme is available in only 18% of the schools. There is no evidence of utilizing grants to schools under MPLAD/MLA schemes.

10.12 Infrastructure in kitchen-cum-store room:

The infrastructure needed to provide mid-day meal in the school includes facilities to cook food, availability of water, fuel and vessels. The data relating to these items indicates that 79% of the schools have separate kitchen cum store for cooking, while 21% of the schools do not have. The district needs to consider this immediately. Among the 34 sampled schools, which are preparing the food in their school have constructed kitchen-cum-store with the funds of MDM, SSA and other sources. 24% schools have built with the funds of MDM, 38% of the schools have built kitchen-cum-store with the funds of SSA and remaining 38% of the schools have utilized the grants received from other sources.

There is no under construction of kitchen as all the sampled schools are having their own kitchen-cum-store. In one school the kitchen is not used as it is 0.5 kilometers

away from the school. This school doesn't use the kitchen-cum-store. The condition of the kitchen cum store is hygienic in 91% of the schools & 94% of the kitchens are properly ventilated. It is also found that 53% of the kitchens are away from the classrooms. Majority of the schools use LPG for cooking. In around 9% of the schools there was interruption of MDM due to non availability of fuel and water. The district needs to look into this as this is a serious issue.

10.12.2 Kitchen Devices :-

Around 94% of the schools are using cooking utensils which are available in the school. Around 88%, of the schools are using funds available under the head, 'Kitchen Devices fund' for the purchasing. In 12% of the schools the local community is supporting to buy the kitchen devices. Around 55% of the schools have eating plates satisfactorily. The community contribution is praise worthy.

10.12.3 Storage bins:

Storage bins are available in 18% of schools. They are unsatisfactory in 41% of the schools & they are not available in another 41% of schools wherever they have procured it from kitchen devices fund. The district MDM should show more interest in these issues.

10.12.4 Toilets

Around 85% of the schools are having separate toilets for boys and girls but not in the remaining 15% of the schools. The district should take steps to provide separate toilets for girls and boys in these 15% schools. In 24% of the schools, toilets are not usable. There is a need to focus on this issue.

10.12.5 and .6 Potable water and Fire extinguisher

In around 92% of the schools, they have potable water through tap / tube well/ hand pump. The remaining 8% of the schools are getting water from other sources. All the schools are having fire extinguishers.

10.12.7 IT Infrastructure at school: There were 24 computers in the sampled schools, with no internet connectivity. None of the schools is using any IT enabled services based solutions.

10.13 Safety and Hygiene: The general impression of the environment, safety and hygiene are good in 72% of the schools, and it is average in 28% of the schools. The district needs to intervene and bring in systemic corrections. Only in 87% of the schools children are encouraged to wash hands before and after eating. The district must do something about the rest of the schools. In 97% of the schools children take meal in orderly manner. It is matter of concern that in children are not serious about conservation of water in 82% of the schools. The district should chip in at least now. The monitoring team felt that 21% of schools have problems of unsafe conditions during cooking and cooking storage for fire hazards. The district needs to take immediate steps.

10.14 Community Participation:

As regards the community participation, a majority of parents never participate. A small percentage to the tune of 13% participates rarely, followed by only 5% of parents who participate often. As regards, SDMCs, it is a matter of concern that 51% of them never participate. While, 38 % of them participate often, and 10% of them participate rarely. The similar trend exists among VECs, Panchayat members and Unban bodies. There is a serious need for community mobilization in the districts towards MDM activities. Added to the above, there is no roaster of community members for

supervision of MDM in the district and so is the non availability of any social audit mechanism. Interestingly, SDMCs have met for about 3 to 8 times till the monitoring period.

10.15 Inspection & Supervision:

It was noticed that 69% of the schools are having inspection register at the school level, while 31% of schools do not have them. Almost 85% of the schools are receiving funds under MME component and yet school level reforms are seen less. Around 97% of the schools expressed that the implementation of MDM programme has not been inspected by state government officials, 87% of the schools has not been inspected by district officials and 72% of the schools has not been inspected by the block level officials. The frequency of the inspection is 1 to 2 times only. This is something which the entire system has to think about.

10.16 Impact:

The mid-day meal scheme has been found to have made impact in many ways. At the outset, 95% of the schools expressed that the MDM has been able to improve the enrollment of children to schools, their attendance, and their general well being. 97% of the schools have expressed that the MDM programme has helped in improving social harmony and nutritional status of the children.

10.17 Grievance Redressal Mechanism:

Around 69% of the schools said that there is no grievance redressal mechanism for MDM scheme. Around 67% of the schools expressed that there is no toll free number to lodge any complaint or communicate any grievance Therefore, the district should take necessary steps to provide awareness on using of toll free number.

10. Mid-Day Meal Programme Total 40 schools
(Including one KGBV)

10.1 Availability of food grains

10.1	i	Whether buffer stock of food grains for one month is available at the school?	Yes	32	94
			No	2	6
	ii	Whether a food grain is delivered in school in time by the lifting agency?	Yes	32	94
			No	2	6
	iii	If lifting agency is not delivering the food grains at school how the food grains is transported up to school level?	Water is taken from the nearby school		
	iv	Whether the food grain is of FAQ of grade A quality?	Yes	34	100
			No	0	0
	v	Whether a food grain is released to school after adjusting the unspent balance of the previous month?	Yes	34	100
			No	0	0

10.2 Timely release of funds

10.2		Whether state is releasing funds to District/block/school on regular basis in advance?	Yes	34	100
			No	0	0
		if not	NA		
	i	a. Period of delay in releasing funds by State to district.	NA		
		b. Period of delay in releasing funds by District to block / school.	NA		
		c. Period of delay in releasing funds by block to schools.	NA		
	ii	Any other observations.	NA		

10.3 Availability of cooking cost					
10.3	i	Whether School / implementing agency is receiving cooking cost in advance regularly?	Yes	19	56
			No	15	44
	ii	Period of delay, if any, in receipt of cooking cost.	1 to 3 months		
	iii	In case of non-receipt of cooking cost how the meal is served?	Initially they use their own money.		
	iv	Mode of payment of cooking cost?	Cash	0	0
Cheque			0	0	
D D			0	0	
e-transfer			34	100	
10.4 Availability of cook-cum-helpers					
10.4	i	Who engaged cook-cum-helpers at schools?	Department	0	0
			SDMC	7	21
			VEC	7	21
			PRI	20	59
			Self help group	0	0
			NGO	0	0
			Contractor	0	0
	ii	If the number of cooks-cum-helper is not engaged who cooks and serves the meal?	NA		
	iii	Is the number of cooks-cum-helpers engaged in the school as per GOI norms or as per state norms?	Yes	32	94
			No	2	6
iv	Honorarium paid to cooks cum helpers.	The head Cooks 1100/-, assistant cooks 1000/-			
v	Mode of payment to cook-cum-helpers?	By cash	0	0	
		Cheque	34	100	
vi	Are the remuneration paid to cooks cum	Yes	11	32	

	helpers regularly?	No	23	68	
vii	Social composition of cooks cum helpers?	SC	Yes	22	65
			No	12	35
		ST	Yes	8	24
			No	26	76
		OBC	Yes	3	9
			No	31	91
		Minority	Yes	0	0
			No	0	0
viii	Is there any training module for cook-cum-helpers?	Yes	4	12	
		No	30	88	
ix	Whether training has been provided to cook-cum-helpers	Yes	17	50	
		No	17	50	
x	In case the meal is prepared and transported by the centralized kitchen / NGO whether cook-cum-helpers have been engaged to serve the meal to the children at school level.	Yes	4	80	
		No	1	20	
xi	Whether health check-up of cook-cum-helpers has been done?	Yes	21	62	
		No	13	38	

10.5 Regularity in serving meal

10.5	i	Whether the school is serving hot cooked meal daily?	Yes	32	94	
			No	2	6	
		If there was interruption?		Yes in 2 schools		
		What was the extent and reasons for the same?		<p>1. Due to non availability of LPG- 13/12/2013 (Karakala Madahalli, Gundlupet)</p> <p>2. Due to non availability of water - 10/6/2013 to 18/06/2013 (Ikkadahalli, Kollegal)</p>		

10.6 Quality & Quantity of Meal (Feedback from children on) (39 schools)

10.6	i	Quality of meal	Very good	35	90
			Good	3	7
			Poor	1	3
	ii	Quantity of meal	Satisfied	31	79
			un Satisfied	8	21
	iii	Quantity of pulses used in the meal per child	Sufficient	37	95
			Not Sufficient	2	5
	iv	Quantity of green leafy vegetables used in the meal per child	Sufficient	36	92
			Not Sufficient	3	8
	v	Whether double fortified salt is used	Yes	39	100
			No	0	0
	vi	Acceptance of the meal amongst the children.	Very good	0	0
			Good	37	95
			Average	2	5
Poor			0	0	
Give the reasons and suggestions to improve, if children were not happy.					
vii	Method / standard gadgets/equipment of measuring the quantity of food to be cooked and served.		Serving spoon		

10.7 Variety of menu

10.7	i	Who decides the menu?	HM	0	0
			SDMC	0	0
			Members	0	0
			Children's	0	0
			Department	34	87
			JSS	5	13
			All	0	0
	ii	Whether weekly menu is displayed at a	Yes	17	50

		prominent place noticeable to community.	No	17	50
iii		Is the menu being followed uniformly?	Yes	24	69
			No	11	31
iv		Whether menu includes locally available ingredients?	Yes	24	92
			No	2	8
v		Whether menu provides required nutritional and calorific value per child?	Yes	25	96
			No	1	4

10.8 Display of information under right to education Act, 2009 at the school level at prominent place

10.8	i	a. Quantity and date of food grains received	Yes	34	100
			No	0	0
		b. Balance quantity of food grains utilized during the month.	yes	34	100
			No	0	0
		c. Other ingredients purchased, utilized	yes	34	100
			No	0	0
	d. Number of children given MDM	yes	34	100	
		No	0	0	
	e. Daily menu	yes	25	74	
		No	9	26	
ii	Display of MDM logo at prominent place preferably outside wall of the school.	yes	8	24	
		No	26	76	

10.9 Trends Extent of variation (As per school records vis-à-vis Actual on the day of visit)

10.9	i	Enrolment		4120
	ii	No of children present on the day of the visit	Register wise	3338
			Counting wise	3177
	iii	No. of children availing MDM as per MDM register		3175
	iv	No. of children actually availing MDM		3175
		No. of children actually availing MDM on the day of visit as per head count.		3175
		Does the school get food from Centralised kitchen?		
		1. If food is being supplied by Centralised Kitchen.		
	2. Time to take reach the mid-day meal to school.		2 hours.	

10.10 Social Equity						
10.10.	i	What is the system of serving and seating arrangements for eating?		Childrens are made to sit & have food.		
	ii	Did you observe any gender or caste or community discrimination in cooking or serving or seating arrangements		Yes	0	0
				No	34	100
	If yes, give details.			NA		
	iii	The name of the school where discrimination found of any kind may be mentioned in the main body of the report along with date of visit.		NA		
iv	If any kind of social discrimination is found in the school, comments of the team amy be given in the inspection register of the school.		NA			
10.11 Convergence with other schemes						
10.11	School health programme					
	i	Is there school health card maintained for each child?		Yes	37	95
				No	2	5
	ii	What is the frequency of health check-up?		Yearly once		
	iii	Whether children are given	Micronutrients (Iron, Folic acid, Vitamin-A)	Yes	37	95
				No	2	5
		De-worming Medicine	Yes	39	100	
			No	0	0	
	iv	Who administers these medicines?		Head teachers, teachers, cooks.		
		At what frequency?		Micronutrients	2 Days once	
De-worming Medicine	6 Months					
v	Whether height and weight record of the children is being indicated in the school health card.		Yes	29	74	
			No	10	26	

	vi	Whether any referral during the period of monitoring.	Yes	3	8
			No	36	92
	vii	Instances of medical emergency during the period of monitoring.	Heart Problem (Masanapura & Beemana Beedu) Appendicitis Problem (Urdu)		
	viii	Availability of the first aid medical kit in the school	Yes	14	36
			No	25	64
	ix	Dental and eye check-up included in the screening	Yes	28	72
			No	11	28
	x	Distribution of spectacles to children suffering from refractive error	Yes	7	18
			No	32	82
	10.11.2	i	Drinking water and sanitation programme	Yes	7
No				32	82
10.11.3	i	MPLAD/MLA Scheme	Yes	0	0
			No	39	100
10.11.4	i	any other Department / scheme	NA		
10.12 Infrastructure					
10.12.1 Kitchen-cum-Store					
10.12 a	Is pucca kitchen shed - cum- Store				
	i	Constructed and in use	Yes	31	79
			No	8	21
			Not applicable	0	0
	ii	Under which scheme kitchen-cum-store constructed	MDM	8	24
			SSA	13	38
			Others	13	38
	iii	Constructed but not in use (Reasons for not using)	0.5 km away from the school and there is no Space		
	iv	Under construction	Yes	0	0
			Not applicable	39	100

	v	Sanctioned, but construction not started	Yes		0	0
			Not applicable		39	100
	vi	Any other department / scheme	Yes		1	3
			Not applicable		38	97
10.12. b	i	In case the pucca kitchen-cum-store is not available	Where is the food being cooked?	Anganawadi Kendra		
			Where the food grains/other ingredients are being stored?	H M Room		
10.12. c	i	Kitchen-cum-store	Hygienic condition	Yes	31	91
				No	3	9
			Properly ventilated	Yes	32	94
				No	2	6
			Away from classrooms.	Yes	18	53
				No	16	47
10.12. d	i	Whether MDM is being cooked?	LPG		33	97
			Firewood		1	3
10.12. e	i	Whether on any day there was interruption due to non-availability of firewood or LPG?	Yes		3	9
			No		30	91
10.12.2 Kitchen Devices						
10.12. 2	i	Whether cooking utensils are available in the school?	Yes		31	94
			No		2	6
	ii	Source of funding for cooking and serving utensils	Kitchen Devices fund		29	88

			MME	0	0
			Community Contribution	4	12
		Other details			
	iii	Whether eating plates etc are available in the schools	Yes	18	55
			Un satisfaction	15	45
		Mention the source of funds used for procuring them	MME	4	17
			Community Contribution	19	83
10.12.3 Availability of storage bins					
10.12.3	i	Whether storage bins are available for food grains?	Yes	6	18
			Un satisfaction	14	41
			No	14	41
			If yes, what is the source of their procurement?	MDM, Kitchen Devices fund	
10.12.4 Toilets in the school					
10.12.4	i	Is separate toilet for the boys and girls are available?	Yes	33	85
			No	6	15
	ii	Are toilets usable?	Yes	25	76
			No	8	24
10.12.5 Availability of potable water					
10.12.5	i	Is tap water/ tube well/ hand pump / well/ jet pump available?	Yes	36	92
			No	3	8
	ii	Any other source	Yes	3	8
			No	36	92
10.12.6 Availability of fire extinguishers					
10.12.6	i	Availability of fire extinguishers	Yes	39	100
			No	0	0
10.12.7 IT infrastructure available @ School level					
10.12.7	i	No. of computer available in the school (if any)		24	0
	ii	Availability of internet connection (if any)	Yes	0	0
			No	10	26
			Not applicable	29	74
	iii	Using any IT/IT enabled services based solutions / services (like e-learning Etc.) (if any)	Yes	0	
			No	17	44
Not applicable			22	56	

10.13 Safety & Hygiene						
10.13	i	General impression of the environment, safety and Hygiene	Very good	1	3	
			good	27	69	
			Average	11	28	
			Poor	0	0	
	ii	Are children encouraged to wash hands before and after eating	Yes	34	87	
			No	5	13	
	iii	Do the children take meals in an orderly manner?	Yes	38	97	
			No	1	3	
	iv	Conservation of water?	Yes	7	18	
			No	32	82	
v	Is the cooking process and storage of fuel safe, not posing any fire hazard?	Yes	31	79		
		No	8	21		
10.14 Community participation						
10.14	i	Extent of participation in supervision, monitoring, participation by	Parents	Daily	0	0
				Often	2	5
				Rarely	5	13
				Never	32	82
			SDMC	Daily	0	0
				Often	15	38
				Rarely	4	10
				Never	20	51
			VEC	Daily	0	0
				Often	1	3
				Rarely	1	3
				Never	37	95
			Panchayat s	Daily	0	0
				Often	1	3
				Rarely	2	5
				Never	36	92
			Urban bodies	Daily	0	0
				Often	0	0
				Rarely	2	5
				Never	37	95
ii	Is any roster of community members being maintained for supervision of the MDM?	Yes	0	0		
		No	39	100		
iii	Is there any social audit mechanism in the	Yes	0	0		

	school?	No	39	100
iv	Number of meetings of SMC held during the year.	3 -8 times		
v	In how many of these meetings issues related to MDM were discussed?			

10.15 Inspection & Supervision

10.15	i	Is there any Inspection Register available at school level?	Yes	27	69	
			No	12	31	
	ii	Whether school has received any funds under MME component?	Yes	33	85	
			No	6	15	
	iii	Has the MDM programme been inspected by any officer of	State	Yes	1	3
				No	38	97
			District	Yes	5	13
				No	34	87
			Block	Yes	11	28
				No	28	72
Any other (brief)		JSS & Health Office				
iv	The frequency of such inspections?	1 to 2 time				

10.16 Impact

10.6	i	Has the MDM scheme improved	Enrolment?	Yes	37	95
				No	2	5
			Attendance of children?	Yes	37	95
				No	2	5
			General well being of children?	Yes	37	95
				No	2	5
			Nutritional status of	Yes	0	0

		children?	No	0	0
	ii	Whether mid day meal has helped in improvement of the social harmony?	Yes	38	97
			No	1	3
	iii	Whether mid day meal has helped in improvement of the nutritional status of the children?	Yes	38	97
			No	1	3
	iv	Is there any other incidental benefit due to serving of meal in schools?	Yes	10	26
			No	29	74
10.17 Grievance Redressal Mechanism					
10.17	i	Is any grievance redressal mechanism in the district for MDMS?	Yes	12	31
			No	27	69
	ii	Whether the District/block/school having any toll free number?	Yes	13	33
			No	26	67

Annexure I

List of Schools with DISE code visited by MI : Chamaraja Nagara District

Sl. No.	Name of the school	Block name	LPS/HPS	Date of visit of the school	Schools Visited by Nodal Officer /Coordinator
1.	GLPS Hongalawadi-02 29270114202	Chamaraja Nagara	LPS	04-12-2013 to 05-12-2013	
2.	GHPS Masanapura 29270103701	Chamaraja Nagara	HPS	25-11-2013 to 26-11-2013	
3.	GHPS Town School 29270119908	Chamaraja Nagara	HPS	29-11-2013 to 30-11-2013	
4.	GLPS Chandakavadi 29270111503	Chamaraja Nagara	LPS	27-11-2013 to 28-11-2013	YES
5.	GHPS Haradanahalli 29270108902	Chamaraja Nagara	HPS	04-12-2013 to 05-12-2013	
6.	GLPS Mookanapalya 29270115001	Chamaraja Nagara	LPS	2-11-2013 to 30-11-2013	
7.	GHPS Punajanooru 29270114801	Chamaraja Nagara	HPS	27-11-2013 to 27-11-2013	
8.	GLPS Ambedkar Street, Honganooru 29270118708	Chamaraja Nagara	LPS	01-11-2013 to 3-11-23013	YES
9.	GLPS Ramasamudra-2 29270121901	Chamaraja Nagara	LPS	06-12-2013 to 07-12-2013	
10.	GLPS Bhageerathanagara 29270122402	Chamaraja Nagara	LPS	01-12-2013 to 03-12-2013	YES
11.	GLPS Karakala Madahalli 29270210001	Gundlupet	LPS	18-12-2013 to 19-12-2013	

12.	GHPS Nitre 29270215001	Gundlupet	HPS	23-12-2013 to 24-12-2013	
13.	GHPS Gopala Pura 29270205201	Gundlupet	HPS	16-12-2013 yo 17-12-2013	
14.	GHPS Terakanambi 29270207902	Gundlupet	HPS	18-12-2013 to 19-12-2013	YES
15.	GHPS Beemanabeedu 29270203201	Gundlupet	HPS	20-12-2013 to 21-12-2013	
16.	GLPS Bendaravaadi 29270200401	Gundlupet	LPS	20-12-2013 to 21-12-2013	YES
17.	GLPS Yelandur-2 29271203808	Yelandur	LPS	26-12-2013 to 27-12-2013	YES
18.	GHPS Hongahalli 29270201801	Gundlupet	HPS	23-12-2013 to 24-12-2013	
19.	GLPS Kilagere 29270203101	Gundlupet	LPS	16-12-2013 to 17-12-2013	
20.	GLPS Chikkayalachetty 2927028301	Gundlupet	LPS	26-12-2013 to 27-12-2013	
21.	GLPS Nanje Vodeyara Doddi 29271301004	Hanur	LPS	24-1-2014 to 24-1-2014	
22.	GLPS Aanaapura 29271300301	Hanur	LPS	24-1-2014	
23.	GLPS Booditittu 29270520301	Kollegal	LPS	31-12-2014 to 01-1-2014	
24.	GHPS Kunagalli 29270509501	Kollegal	HPS	11-01-2014 to 12-1-2014	
25.	GLPS Boodugatte Doddi Sattegal Post 29270502401	Kollegal	LPS	12-01-2014 to 12-01-2014	

26.	GLPS G R Nagar 29271304802	Hanur	LPS	22-01-2014 to 23-01-2014	
27.	GHPS Sathegaala 29270527001	Kollegal	HPS	11-01-2014 to 12-01-2014	YES
28.	GHPS Chikkanduvadi Palya Post 29270503801	Kollegal	HPS	13-01-2014 to 16-01-2014	YES
29.	GLPS R S Doddi 29271314801	Hanur	LPS	22-01-2014 to 23-01-2014	
30.	GHPS Ikkada Halli 29270508701	Kollegal	HPS	13-01-2014 to 16-01-2014	
31.	GHPS Ganiganooru 29271202701	Yelandur	HPS	30-12-2013 to 31-12-2013	YES
32.	GLPS Dasana Hundi 29271203001	Yelandur	LPS	29-12-2013 to 30-12-2013	YES
33.	KGBV Yelandooru 29271203826	Yelandur	KGBV	30-12-2013 to 31-12-2013	YES
34.	GLPS Dasanapura 29270526501	Kollegal	LPS	07.01.2014 to 08.01.2014	
35.	GHPS Doddindu Vadi 29270504901	Kollegal	HPS	09.01.2014 to 10.01.2014	
36.	GUHPS Kollegala Town 29270520118	Kollegal	HPS	09-01-2014 to 10-01-2014	
37.	GHPS Town School 29270520104	Kollegal	HPS	07-1-2014 to 08-01-2014	YES
38.	GHPS Alkere Agrahara 20091201701	Yelandur	HPS	02-01-2014 to 04-01-2014	
39.	GLPS Veeranapura Colony 29270217301	Yelandur	LPS	20-1-2014 to 21-01-2014	

40.	GHPUS Yelandur 29271203809v	Yelandur	HPS	02-1-2014 to 04-01-2014	YES
-----	-----------------------------------	----------	-----	----------------------------	------------

Karnataka, RIE Mysore

**First Half Yearly Monitoring Report of RIE,
Mysore, Karnataka on Mid Day Meal, for the
period of 1st October 2013 to 31st March, 2014**



Dr. T.V. Somashekar
Coordinator
Ramanagara

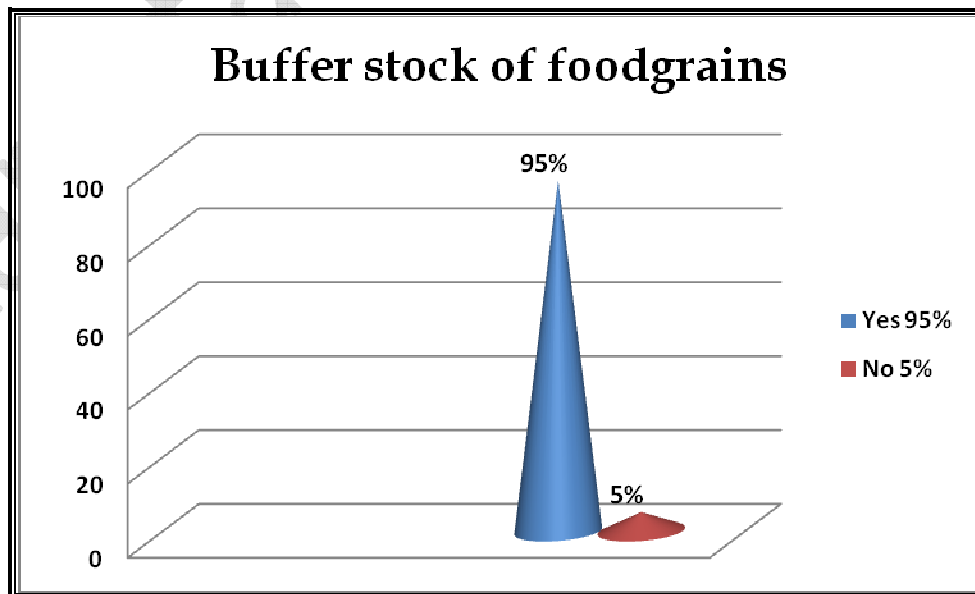
Regional Institute of Education, (NCERT)
Manasagangotri, Mysore
2014

MDM Report of Ramanagara District in Karnataka

The report is based on the field investigations of selected 40 schools of Ramanagara district comprising of Ramanagara, Channapatna, Kanakapura and Magadi blocks. Of these, LPS (1-5) -17; HPS(1-7)-19; and HPS(1-8)-03 and I KGBV schools. The district-in- charge monitoring officer has also visited 19 schools; some of them are not part of the selected sample study from 16-01-2004 to 25-01-2014. The district review meeting was also held on 25-01-2014. All the concerned educational functionaries of district - DDPI, DyPC, DIET Principal, BEOs, BRPs, IRTs, CRCs and MDM officials participated in review meeting and shared their observations of the field.

10.1 Availability of food grains

95% of schools had buffer stock of food grains for one month and they are delivered to school in time by the lifting agency. If food grains are not supplied by the lifting agency, then it is managed at school level by borrowing from the nearby Aganvaadi centre.

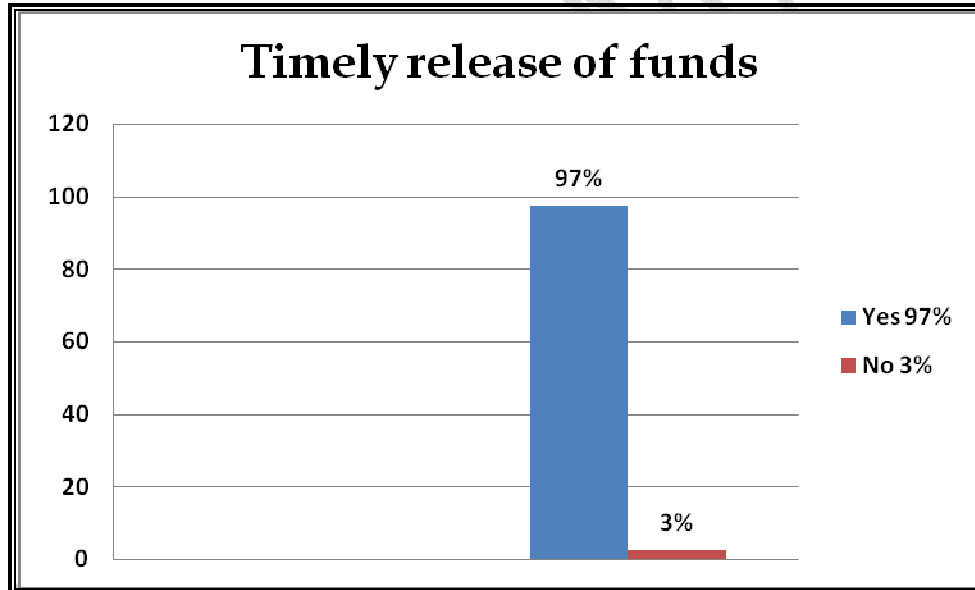


In all the schools the food grains supplied were not FAQ of grade A quality. In all the schools food grains are released after adjusting the unspent balance of the previous month.

Observation: FAQ tags on bags of food grains supplied were not seen any of the schools. District functionaries should look into this aspect also.

10.2 Timely release of Funds

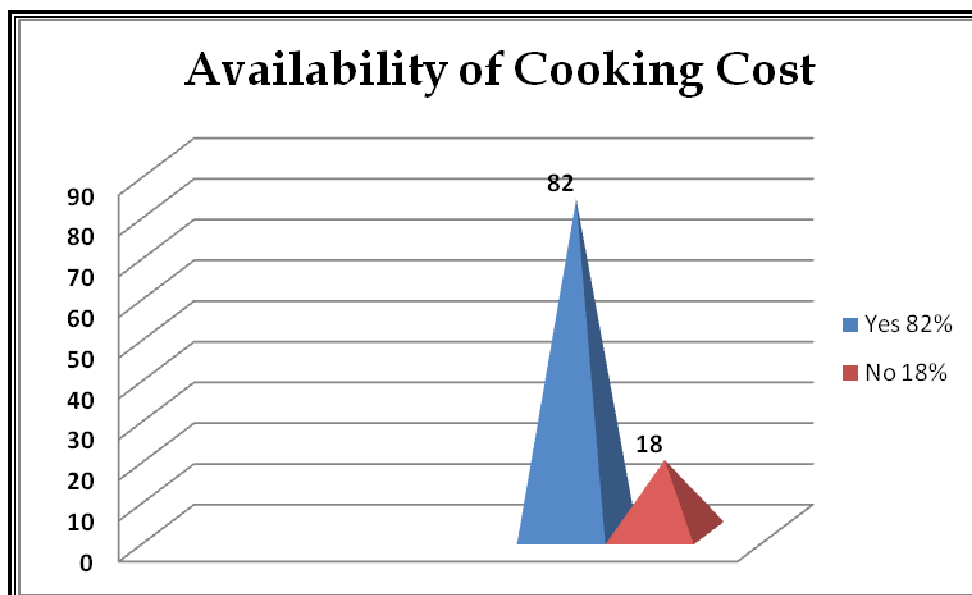
The releasing of funds to district/Block/School is on regular basis in advance, in 97% schools. The delay in releasing of funds varied from 2 to 3 months.



10.3 Availability of cooking cost

In 82% of schools receives the cooking cost in advance regularly and it is through e-transfer. While 18% of schools have not received the cooking cost in advance regularly and the extent of delay is for 2 to 6 months. In such cases HM/SDMC

president spends the amount from their personal account and adjusts that amount when grant is obtained.



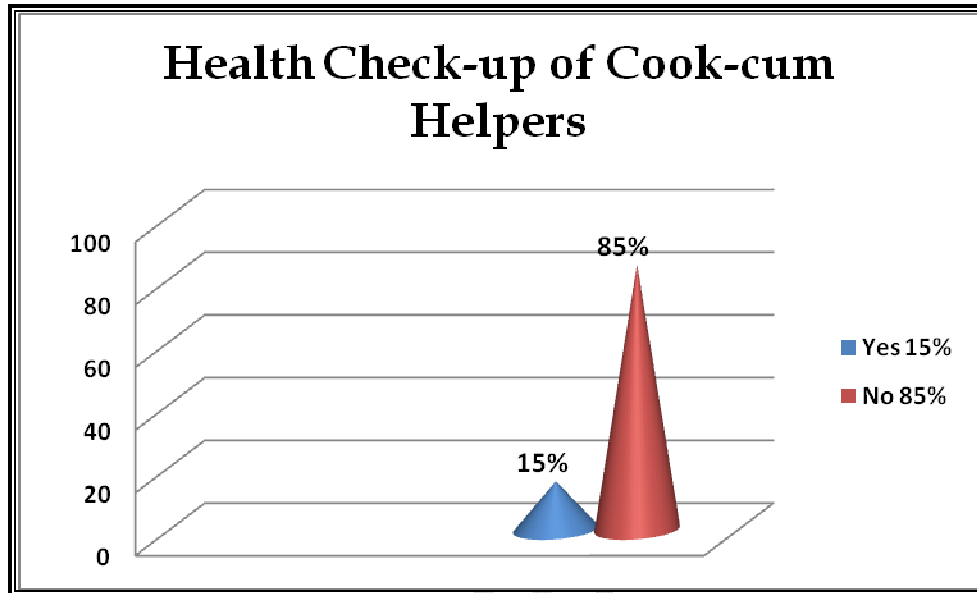
10.4 Availability of Cook-Cum-Helpers

97% of cooks & helpers are appointed by **SDMC**; and while 3% is by the department. All of them are *recruited as per GOI norms*. The honorarium paid is Rs 1100/- for cook and Rs 1000/- for helpers. The mode of payment is by E-transfer in all the schools. While the payment of remuneration is regular in 33% of schools *while it is irregular in remaining 77% of schools*. Nearly 49% of cooks & helpers are SC, while 13% of them are ST; and 15% of them is OBC. *All the cooks and helpers employed are females*.

The two days training has been provided to all the cooks and helpers of 13% of schools while in 87% of schools, the training is not provided, by the district functionary but there were no training module available in the school.

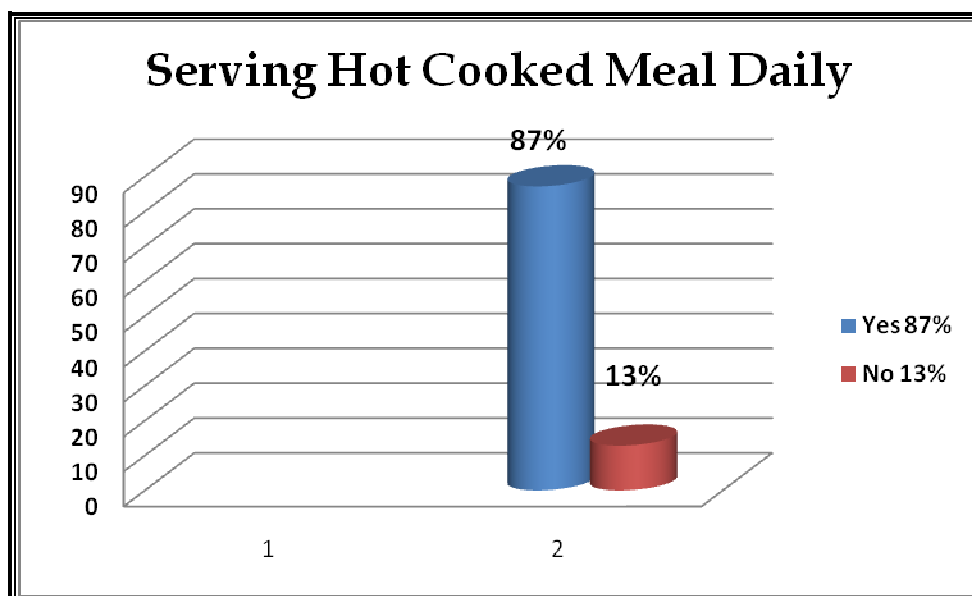
Cook-cum-helpers have been engaged in schools where the food is prepared in centralized kitchen by the NGOs.

The health check up of cook-cum-helpers has been done in 15% of schools. Still in 85% of schools health check up needs to be taken up.



10.5 Regularity in serving the meal

87% of schools are serving *hot cooked meals daily*. In 13% of schools hot cooked meals were not served and the interruptions in MDM during the current academic year varied from 2 to 15 days. The main reasons being non-availability of LPG gas and cook-cum-helpers went on strike demanding hike in their honorarium in the district.

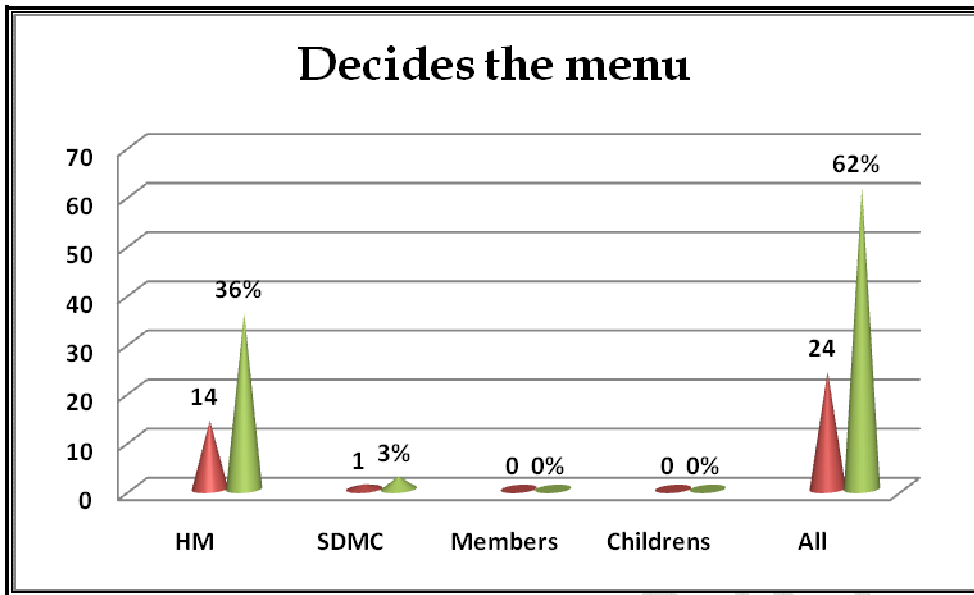


10.6 Quality & Quantity of Meal

All the students are happy with the quantity as well as quality of food served to them in schools also opined that it is very good. The quantity of pulses used and quantity of green leafy vegetables used in the meal per child is sufficient. Majority of Students accept the meal and rate is as good. Double fortified salt is being used in cooking. The method used for measuring the quantity of food to be served is bowl estimation.

10.7 Variety in Menu

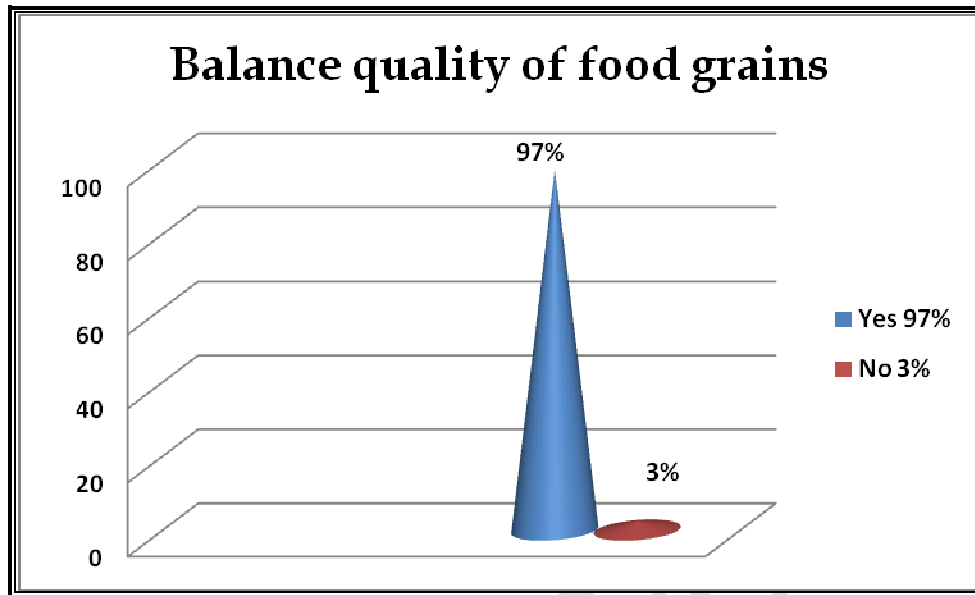
The menu is decided by HM in 36% of schools; while 3% of schools menu is decided by SDMCs and in 62% of schools it is decided jointly by children, HM and SDMC members.



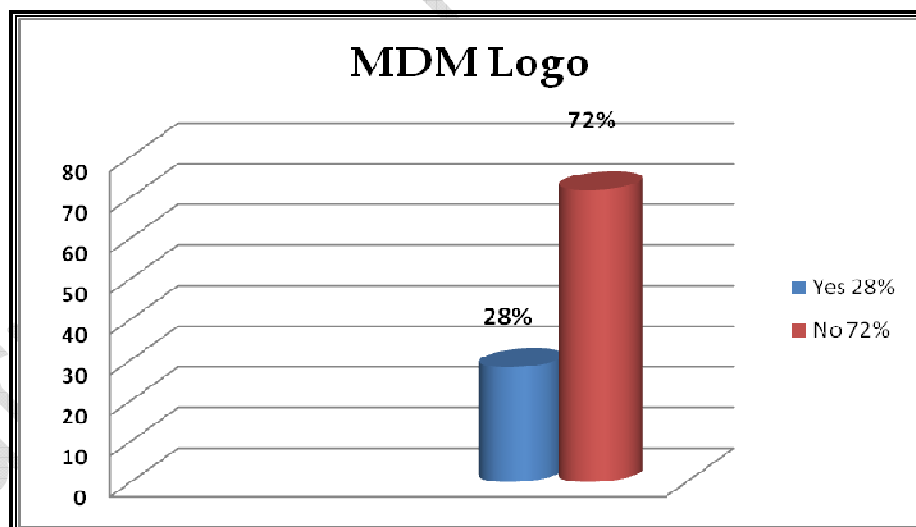
74% schools do not display the menu for community observation. The menu followed in schools is uniform in 77% of the schools and they include locally available ingredients and it has nutritional and calorific value per child.

10.8 Display of information under RTE act 2009

All the schools notify the quantity and date of food grains received and 97% of schools also notify the balance quantity of food grains of the month. 97% of schools notify purchases and utilization of other ingredients.



The details of number of children given MDM and daily menu are displayed in all the schools. The display of MDM logo at the prominent place is seen in 28% of the schools while in 72% of the schools, the logo is not in prominent place.



10.9 Trends-Extent of variations as per school records vis-à-vis actual status.

As per register, there were **4788 students' enrolment**, and all of them opted for availing MDM. On the day of visit **4433 students** were attending the school and number

of students availing MDM as per MDM register is **4258** and **all the** students availed MDM on the day of visit. The extent of variation noticed is **0%**.

10.10 Social Equity

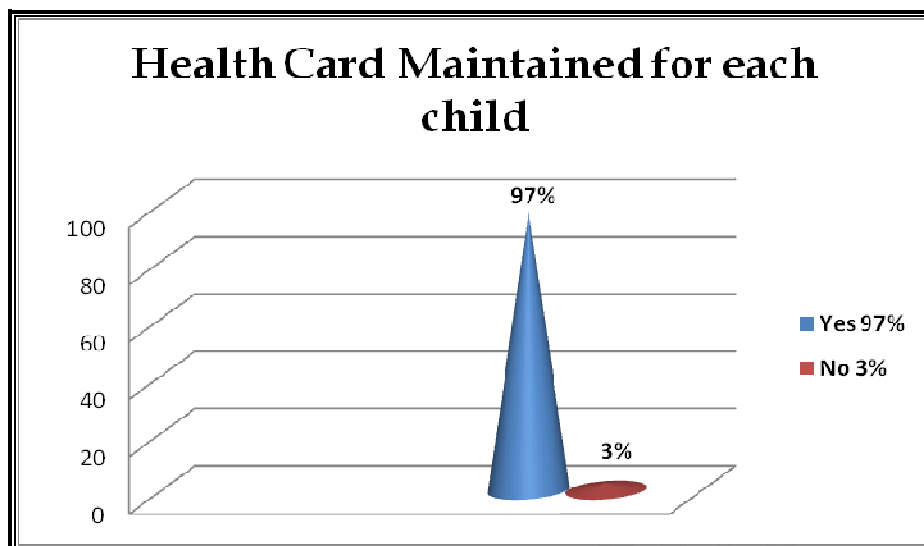
There was *no discrimination on the basis of gender or caste or community in cooking or serving or seating arrangement, in all the schools*. The system of serving is either by cook & the assistants or teachers or SDMC members who visits during MDM program. The seating arrangements adopted by schools are- making the students to sit in rows; using dinning hall with proper seating arrangements or students have the option of sitting in places on their choices.

Observation:- The social equity is maintained in schools however the seating arrangement in proper order is more desirable.

10.11 Convergences with other schemes

The convergence of SSA with school health program:

In 97% of the schools health card are maintained for each child and health check-up is being carried out PHC doctors once in a year. Children are given micronutrients and de-worming medicine regularly and on periodical basis. These medicines are usually administered by classroom teachers.



In 69% of schools the height and weight record of the children are recorded in health card and there was only 23% of cases referred to medical treatment.

46% of schools had medical kit. In 72% of schools health check-up dental and eye screening were included.

Drinking water and sanitation program is in convergence with SSA in 13% of schools.

There was no convergence of SSA with MPLAD/MLA scheme is observed in the district.

10.12 Infrastructures

10.12.1 Kitchen-cum-store

In 95% of schools pucca kitchen shed-cum-storeroom is constructed and is being used. Of the sanctioned pucca kitchen room construction, 58% of it is under SSA Scheme; while 31% is under other schemes and 11% is under MDM.

In majority of cases where the pucca kitchen rooms are not available, the food is cooked *in classrooms*. The majority of the schools, the kitchen-cum-store rooms is in hygienic condition, properly ventilated and is away from classrooms.

In 73% of schools use LPG, 23% use firewood as cooking fuel.

10.12.2 Kitchen devices

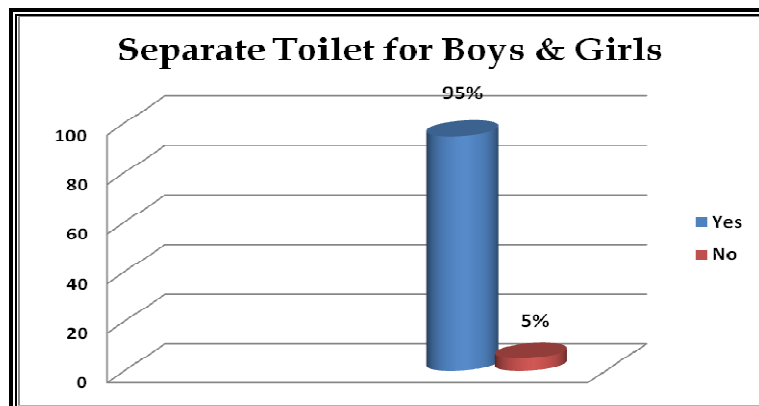
All the schools have cooking utensils with them. The source of fund being kitchen devices fund in 37% schools and 67% from MME and in remaining 3% schools it is by community contribution. All schools have eating plates made available for each child through community contribution, and MME. Some children brings eating plates from their homes.

10.12.3 Availability of storage bins

33% of schools have storage bins for food grains and it is purchased under kitchen devices fund, MME and school grant. While 67% of schools do not have storage bins.

10.12.4 Toilets in School

95% of schools have separate toilets for boys and girls. Of the total school sampled, 82% of schools toilets were in usable condition.



10.12.5 Availability of potable water

In 95% of schools potable water is made available.

10.12.6 Availability of fire extinguisher

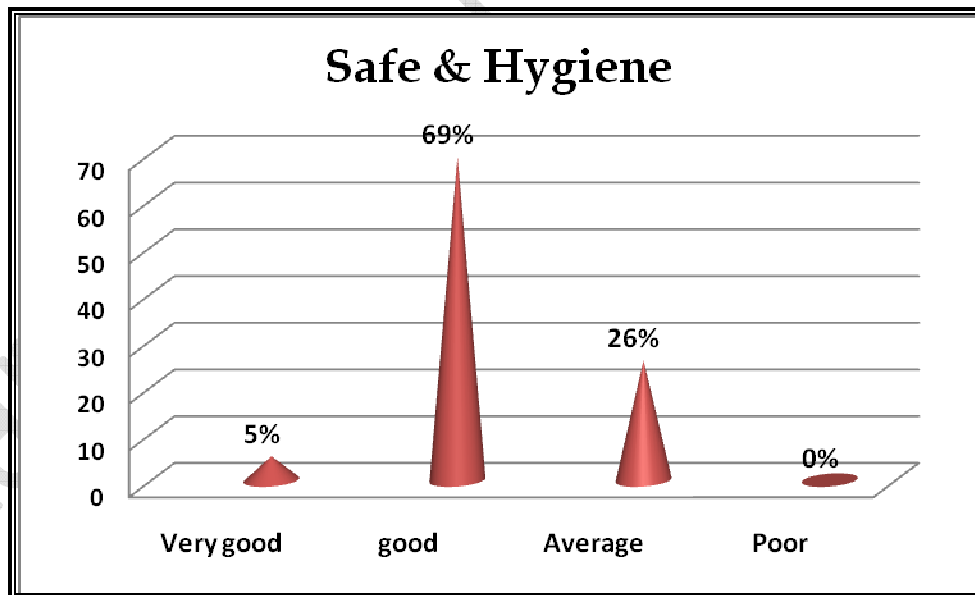
All schools have fire extinguisher with them.

10.12.7 IT infrastructure available at school level

There are no exclusive computers with internet facility made available for MDM in any of the schools.

10.13 Safety and Hygiene

The general impression of the environment, safety and hygiene in all the schools is very good in 5%, good in 69% and average in 26% of schools.



In 82% of schools Children are encouraged to wash hands before and after eating the food, and conservation of water. Taking food in orderly manner is encouraged in all the schools.

There are no fire hazards and danger in cooking process followed in the schools premises in all the schools.

10.14 Community Participation

The extent of participation in supervision, monitoring and participation by-Parents is 33% often; SDMC is 46% often; VEC never does this activity; panchayats is 51% rarely and urban bodies' participation is 5% oftenly, in such activities.

The roster of community members for supervision of MDM is not observed in 95% the sampled schools. The social audit of MDM is not done in any of these schools. During the monitoring period SDMCs had conducted meeting 2-8 times and in those meetings MDM related issues were discussed 1 to 4 times.

10.15 Inspection & Supervision

90% of schools inspection register was available, while in 10% of schools it was not available. All the schools have received funds under MME component. The inspection of MDM programme by-state office is 3%; by district office is 31% and by block level office is 79%. The frequency of visits by *state official is 1 to 2 times*; while frequency of visit *by district official is 1 to 3 times* in a year while frequency of visits by *block level officer is 1 to 5 times*.

Observation:- The major visits are made by block level officers and their inspection carries more weightage as they are well acquainted with local environment and are able to deal with it very effectively. The district and state level officials can make surprise checks to test quality of food served and quantity of food supplied to each child.

10.16 Impact

The MDM scheme has improved enrolment; attendance of children; general well being of children 100% and nutritional status of children up to 90%.

In all the schools MDM has helped in improving the social harmony and nutritional status of children. Also incidental benefit like- developing cooperative spirit, living in harmony, caring of self and others, living together, is observed among students in the school.

10.17 Grievance Redressal Mechanism

There is grievance redressal mechanism in place in the district and toll free number is not available and notified in any of the schools.

Karnataka, RIE Mysore

10. Mid-Day Meal Programme (39 schools)

10.1 Availability of food grains

10.1	i	Whether buffer stock of food grains for one month is available at the school?	Yes	37	95
			No	2	5
	ii	Whether food grains is delivered in school in time by the lifting agency?	Yes	33	85
			No	6	15
	iii	If lifting agency is not delivering the food grains at school how the food grains is transported up to school level?	Community members, Parents, SDMC and School teachers.		
	iv	whether the food grains is of FAQ of grade A quality?	Yes	0	0
			No	39	100
	v	Whether food grains is released to school after adjusting the unspent balance of the previous month?	Yes	39	100
			No	0	0

10.2 Timely release of funds

10.2		Whether state is releasing funds to District/block/school on regular basis in advance?	Yes	38	97
			No	1	3
	i	if not	Nil		
		a. Period of delay in releasing funds by State to district.	2 to 3 Months		
		b. Period of delay in releasing funds by District to block / school.	2 to 3 Months		
		c. Period of delay in releasing funds by block to schools.	2 to 3 Months		
	ii	Any other observations.	Nil		

10.3 Availability of cooking cost

10.3	i	Whether School / implementing agency has receiving cooking cost in advance regularly?	Yes	32	82
			No	7	18

ii	Period of delay, if any, in receipt of cooking cost.	2 to 6 Months		
iii	In case of non-receipt of cooking cost how the meal is served?	SDMC members and HM spends from their personal accounts.		
iv	Mode of payment of cooking cost?	Cash	0	0
		cheque	0	0
		D D	0	0
		e-transfer	39	100

10.4 Availability of cook-cum-helpers

10.4	i	Who engaged cook-cum-helpers at schools?	Department	1	3
			SDMC	38	97
			VEC		
			PRI		
			Self help group		
			NGO		
			Contractor		
	ii	If the number of cooks-cum-helper is not engaged who cooks and serves the meal?	Nil		
	iii	Is the number of cooks-cum-helpers engaged in the school as per GOI norms or as per state norms?	Yes	39	100
			No	0	0
	iv	Honorarium paid to cooks cum helpers.	Head cook- Rs 1100, asst. cook-Rs 1000.		
	v	Mode of payment to cook-cum-helpers?	By cash	0	0
			Cheque	0	0
			E- Transfer	39	100
	vi	Are the remuneration paid to cooks cum helpers regularly?	Yes	13	33
No			26	67	
vii	Social composition of cooks cum helpers?	SC	Yes	19	49
			No	20	51
		ST	Yes	5	13
			No	34	87
		OBC	Yes	6	15
			No	33	85
Minority	Yes	0	0		
	No	0	0		
viii	Is there any training module for cook-cum-helpers?	Yes	5	13	
		No	34	87	

ix	Whether training has been provided to cook-cum-helpers	Yes	29	74
		No	10	26
x	In case the meal is prepared and transported by the centralized kitchen / NGO whether cook-cum-helpers have been engaged to serve the meal to the children at school level.	Yes	0	0
		No	0	0
xi	Whether health check-up of cook-cum-helpers has been done?	Yes	6	15
		No	33	85

10.5 Regularity in serving meal

10.5	i	Whether the school is serving hot cooked meal daily?	Yes	34	87
			No	5	13
		if there was interruption? what was the extent and reasons for the same	2 to 15 days.		
		Non availability of LPG and strike by cooks & helpers.			

10.6 Quality & Quantity of Meal (Feedback from children on)

10.6	i	Quality of meal	Very good	36	92
			Good	3	8
			Bad	0	0
	ii	Quantity of meal	Satisfied	39	100
			un Satisfied	0	0
	iii	Quantity of pulses used in the meal per child	Sufficient	38	97
			Not Sufficient	1	3
	iv	Quantity of green leafy vegetables used in the meal per child	Sufficient	39	100
			Not Sufficient	0	0
	v	Whether double fortified salt is used.	Yes	38	97
			No	1	3
	vi	Acceptance of the meal amongst the children.	Very good	10	26
			Good	29	74
			Average	0	0
Poor			0	0	

		Give the reasons and suggestions to improve, if children were not happy	Nil	
	vii	method / standard gadgets/equipment of measuring the quantity of food to be cooked and served.	Using Scale.	

10.7 Variety of menu

10.7	i	Who decides the menu?	HM	14	36
			SDMC	1	3
			Members	0	0
			Children's	0	0
			All	24	62
	ii	Whether weekly menu is displayed at a prominent place noticeable to community.	Yes	10	26
			No	29	74
	iii	Is the menu being followed uniformly?	Yes	30	77
			No	9	23
	iv	Whether menu includes locally available ingredients?	Yes	39	10
			No	0	0
	v	Whether menu provides required nutritional and calorific value per child?	Yes	39	10
No			0	0	

10.8 Display of information under right to education Act, 2009 at the school level at prominent place

10.8	i	a. Quantity and date of food grains received	yes	39	10	
			No	0	0	
		b. Balance quantity of food grains utilized during the month.	yes	38	97	
			No	1	3	
		c. Other ingredients purchased, utilized	yes	38	97	
			No	1	3	
		d. Number of children given MDM	yes	39	10	
			No	0	0	
		e. Daily menu	yes	28	72	
			No	11	28	
		ii	Display of MDM logo at prominent place preferably outside	yes	11	28

		wall of the school.	No	28	72	
10.9 Trends Extent of variation (As per school records vis-à-vis Actual on the day of visit)						
10.9	i	Enrolment			47 88	
	ii	No of children present on the day of the visit	Register wise		44 33	
			counting wise		42 58	
	iii	No. of children availing MDM as per MDM register			42 58	
		No. of children actually availing MDM			42 58	
	iv	No. of children actually availing MDM on the day of visit as per head count.				
		1. How many schools supplies.				Nil
	2. Time to take reach the mid-day meal to school.				Nil	
10.10 Social Equity						
10.10.	i	What is the system of serving and seating arrangements for eating?	Making children to sit in row and then serves the food.			
	ii	Did you observe any gender or caste or community discrimination in cooking or serving or seating arrangements	Yes	0	0	
			No	39	10 0	
		If yes, give details.	Nil			
	iii	The name of the school where discrimination found of any kind may be mentioned in the main body of the report along with date of visit.	Nil			
iv	If any kind of social discrimination is found in the school, comments of the team may be given in the inspection register of the school.	Nil				
10.11 Convergence with other schemes						
Sarva Shiksha Abhiyan						
10.11		School health programme				
	i	Is there school health card maintained for each child?	Yes	38	97	
			No	1	3	

	ii	What is the frequency of health check-up?	Yearly once.			
	iii	Whether children are given	Micronutrients (Iron, Folic acid, Vitamin-A)	Yes	36	92
				No	3	8
		De-worming Medicine	Yes	38	97	
			No	1	3	
		Who administers these medicines?	CRP and Education Department.			
	iv	At what frequency?	Micronutrients	Weekly and 2 days once.		
			De-worming Medicine			
	v	Whether height and weight record of the children is being indicated in the school health card.	Yes	27	69	
			No	12	31	
	vi	Whether any referral during the period of monitoring.	Yes	9	23	
			No	30	77	
	vii	Instances of medical emergency during the period of monitoring	Nil			
	viii	Availability of the first aid medical kit in the school	Yes	18	46	
			No	21	54	
	ix	Dental and eye check-up included in the screening	Yes	28	72	
			No	11	28	
	x	Distribution of spectacles to children suffering from refractive error	Yes	3	8	
			No	36	92	
10.11.2	i	Drinking water and sanitation programme	Yes	5	13	
			No	34	87	
10.11.3	i	MPLAD/MLA Scheme	Yes	0	0	
			No	39	100	
10.11.4	i	any other Department / scheme	Nil			

10.12 Infrastructure						
10.12.1 Kitchen-cum-Store						
10.12 a		Is a pucca kitchen shed - cum- Store				
	i	Constructed and in use	Yes	37	95	
			No	2	5	
			Not applicable	0	0	
	ii	Under which scheme kitchen-cum-store constructed	MDM	4	11	
			SSA	21	58	
			Others	11	31	
	iii	Constructed but not in use (Reasons for not using)	Nil			
	iv	Under construction	Yes	0	0	
			Not applicable	39	100	
	v	Sanctioned, but construction not started	Yes	0	0	
			Not applicable	39	100	
vi	Any other department / scheme	Yes	1	3		
		Not applicable	38	97		
10.12.b	i	In case the pucca kitchen-cum-store is not available	Where is the food being cooked?	In Vacant class room		
			Where the food grains/other ingredients are being stored?	In Vacant class room		
10.12.c	i	Kitchen-cum-store	Hygienic condition	Yes	39	100
				No	0	0
			Properly ventilated	Yes	35	90
				No	4	10
			Away from classrooms.	Yes	37	95

			No	2	5
10.12.d	i	Whether MDM is being cooked?	LPG	30	77
			Firewood	9	23
10.12.e	i	Whether on any day there was interruption due to non-availability of firewood or LPG?	Yes	2	5
			No	37	95
10.12.2 Kitchen Devices					
10.12.2	i	Whether cooking utensils are available in the school?	Yes	37	95
			No	2	5
	ii	Source of funding for cooking and serving utensils	Kitchen Devices fund	12	31
			MME	26	67
			Community Contribution	1	3
		Other details	School grant		
	iii	Whether eating plates etc are available in the schools	Yes	26	67
			No	13	33
	iv	Source of funding for eating plates	MME	3	8
			Community Contribution	36	92
Other Details			Children's brings them from home.		
10.12.3 Availability of storage bins					
10.12.3	i	Whether storage bins are available for food grains?	Yes	5	13
			Un satisfaction	8	21
			No	26	67
		If yes, what is the source of their procurement?	School Maintenance grant, MME, School Grant.		
10.12.4 Toilets in the school					
10.12.4	i	Is separate toilet for the boys and girls are available?	Yes	37	95
			No	2	5
	ii	Are toilets usable?	Yes	32	82
			No	7	18
10.12.5 Availability of potable water					
10.12.5	i	Is tap water/ tube well/ hand pump / well/ jet pump available?	Yes	37	95
			No	2	5
	ii	Any other source	Yes	2	5
			No	37	95

10.12.6 Availability of fire extinguishers						
10.12.6	i	Availability of fire extinguishers	Yes	39	100	
			No	0	0	
10.12.7 IT infrastructure available @ School level						
10.12.7	i	No. of computer available in the school (if any)		45		
	ii	Availability of internet connection (if any)	Yes	0	0	
			No	8	21	
			Not applicable	31	79	
	iii	Using any IT/IT enabled services based solutions / services (like e-learning Etc.) (if any)	Yes	0	0	
			No	8	21	
			Not applicable	31	79	
	10.13 Safety & Hygiene					
10.13	i	General impression of the environment, safety and Hygiene	Very good	2	5	
			good	27	69	
			Average	10	26	
			Poor	0	0	
	ii	Are children encouraged to wash hands before and after eating	Yes	32	82	
			No	7	18	
	iii	Do the children take meals in an orderly manner?	Yes	36	92	
			No	3	8	
	iv	Conservation of water?	Yes	31	79	
			No	8	21	
	v	Is the cooking process and storage of fuel safe, not posing any fire hazard?	Yes	39	100	
			No	0	0	
	10.14 Community participation					
	10.14	i	Extent of participation in supervision, monitoring, participation by	Parents	Daily	0
Often					13	33
Rarely					26	67
Never					0	0
SDMC				Daily	3	8
				Often	18	46
				Rarely	18	46
				Never	0	0
VEC				Daily	0	0
				Often	0	0

			Rarely	8	21
			Never	31	79
		Panchayats	Daily	0	0
			Often	3	8
			Rarely	20	51
			Never	16	41
			Daily	0	0
		Urban Bodies	Often	2	5
			Rarely	6	15
			Never	31	79
			Daily	0	0
ii	Is any roster of community members being maintained for supervision of the MDM?		Yes	2	5
			No	37	95
iii	Is there any social audit mechanism in the school?		Yes	0	0
			No	39	100
iv	Number of meetings of SDMC held during the Year		2 to 8 time		
v	In how many of these meetings issues related to MDM were discussed?		1 to 4 time		

10.15 Inspection & Supervision

10.15	i	Is there any Inspection Register available at school level?	Yes	35	90	
			No	4	10	
	ii	Whether school has received any funds under MME component?	Yes	39	100	
			No	0	0	
	iii	Has the MDM programme been inspected by any officer of	State	Yes	1	3
				No	38	97
			District	Yes	12	31
				No	27	69
			Block	Yes	31	79
				No	8	21
			Any other (brief)	NIL		
	iv	The frequency of such inspections?	1 to 2 time			

10.16 Impact

10.6	i	Has the MDM scheme improved	Enrolment?	Yes	39	100
				No	0	0
			Attendance of children?	Yes	39	100
				No	0	0
			General well being of children?	Yes	39	100
				No	0	0
			Nutritional status of children?	Yes	0	0
				No	0	0
	ii	Whether mid day meal has helped in improvement of the social harmony?	Yes	39	100	
			No	0	0	
	iii	Whether mid day meal has helped in improvement of the nutritional status of the children?	Yes	39	100	
			No	0	0	
iv	Is there any other incidental benefit due to serving of meal in schools?	Yes	39	100		
		No	0	0		
10.17 Grievance Redressal Mechanism						
10.17	i	Is any grievance redressal mechanism in the district for MDMS?	Yes	1	3	
			No	38	97	
	ii	Whether the District/block/school having any toll free number?	Yes	1	3	
			No	38	97	

Annexure I**List of Schools with DISE code visited by MI: Ramanagara District**

Sl. No.	Name of the school	Block name	LPS/HPS	Date of visit of the school	Schools visited by nodal officer /Coordinator
1	GHPS Bendigana halli 29320802501	Kanakapura	HPS	27-12-2013 & 28-12-2013	
2	GHPS Bijjahalli 29320818701	Kanakapura	HPS	18-12-2013 & 19-12-2013	Yes
3	KGBV Shetty halli 29320713102	Chennapatna	KGBV	30-12-2013 & 31-12-2013	Yes
4	GLPS Kethaganahalli 29320606001	Ramanagara	LPS	29-11-2013 & 30-11-2013	
5	GHPS Kylancha 29320609701	Ramanagara	HPS	07-12-2013 & 09-12-2013	Yes
6	GHPS Byramangala 29320607401	Ramanagara	HPS	07-12-2013 & 09-12-2013	Yes
7	GHPS Honganuru 29320706801	Chennapatna	HPS	10-1-2014 & 11-1-2014	Yes
8	GHPS Kodamballi 29320711801	Chennapatna	HPS	13-1-2014 & 16-1-2014	
9	GLPS Thamasandra 29320809203	Kanakapura	LPS	27-12-2013 & 28-12-2013	
10	GHPS Kodihalli 29320819301	Kanakapura	HPS	20-12-2013 & 21-12-2013	Yes
11	GLPS Kallapura 29320711401	Chennapatna	LPS	8-1-2014 & 9-01-2014	

12	GHPS Vidya Sandra 29320708801	Chennapatna	HPS	10-1-2014 & 11-1-2014	Yes
13	GLPS Gendemadu 29320714701	Chennapatna	LPS	13-1-2014 & 16-01-2014	
14	GLPS Harohalli 29320707802	Chennapatna	LPS	20-1-2014 & 21-1-2014	
15	GLPS Veeregowdana doddi 29320716202	Chennapatna	LPS	6-1-2014 & 7-01-2014	
16	GULPS , MI Indira Cottages 29320716203	Chennapatna	LPS	6-1-2014 & 7-1-2014	Yes
17	GLPS Akkuru, Hosahalli 29320708101	Chennapatna	LPS	8-1-2014 & 9-1-2014	
18	GHPS Chikkamuduvadi 29320807501	Kanakapura	HPS	30-12-2013 & 31-12-2013	Yes
19	GLPS Powlidoddi 29320705503	Chennapatna	LPS	31-1-2014 & 2-2-2014	
20	GLPS Anandapura 29320716201	Chennapatna	LPS	31-1-2014 & 2-2-2014	Yes
21	GLPS Karahalli, Vaitihalli post 29320790404	Chennapatna	LPS	3-1-2014 & 4-1-2014	
22	GLPS Chowkasandra 29320810601	Kanakapura	LPS	23-12-2013 & 26-12-2013	
23	GLPS Aralimarada doddi 29320818502	Kanakapura	LPS	20-12-2013 & 21-12-2013	Yes
24	GHPS Malekote 29320822102	Kanakapura	HPS	23-12-2013 & 26-12-2013	Yes
25	GLPS Thubinakere, 29320518701	Magadi	LPS	10-12-2013 & 12-02-2013	Yes

26	GHPS Ajjanahalli 29320523102	Magadi	HPS	13-12-2013 & 14-12-2013	Yes
27	GHPS Gajjaraguppe 29320522502	Magadi	HPS	13-12-2013 & 14-12-2013	Yes
28	GHPS Doddamudigere 29320503302	Magadi	HPS	16-12-2013 & 17-12-2013	Yes
29	GHPS Manchanbele 29320524801	Magadi	HPS	16-12-2013 & 17-12-2013	Yes
30	GHPS Yedamarana halli 29320814901	Kanakapura	HPS	18-12-2013 & 19-12-2013	
31	GHPS Kethohalli 29320603701	Ramanagara	HPS	03-12-2013 & 04-12-2013	
32	GHPS Hakkipikki Colony Bidadi 29320604503	Ramanagara	HPS	29-11-2013 & 30-11-2013	
33	GLPS Achalur 29320609101	Ramanagara	LPS	03-12-2013 & 04-12-2013	
34	GLPS Oddaradoddi 29320601702	Ramanagara	LPS	05-12-2013 & 06-12-2013	
35	GHPS Lokkojana halli 29320610201	Ramanagara	HPS	05-12-2013 & 06-12-2013	
36	GHPS Someshwara Extn. 29320516802	Magadi	HPS	10-12-2013 & 12-12-2013	
37	GHPS Ijooru 29320614302	Ramanagara	HPS	25-11-2013 & 26-11-2013	
38	GHPS Belagumba 29320603101	Ramanagara	HPS	27-11-2013 & 28-11-2013	
39	GLPS Narayana pura 29320606605	Ramanagara	LPS	27-11-2013 & 28-11-2013	

40	GKMP Ramanagara Town 29320612601	Ramanagara	HPS	22-11-2013 & 23-11-2013	Yes
----	--	------------	-----	----------------------------	-----

Karnataka, RIE Mysore

**First Half Yearly Monitoring Report of RIE,
Mysore, Karnataka, on Mid Day Meal for the
period of 1st October 2013 to 31st March, 2014**



Dr. T.V. Somashekar
Coordinator
Bengaluru Rural

Regional Institute of Education, (NCERT)
Manasagangotri, Mysore
2014

Executive Summary of Bengaluru Rural, Centralised Kitchen report

Sl No	Intervention & sub activity	Centralised Kitchen 1 (Grameenaabhyudhya samsthe, Doddaballapura)	Centralised Kitechen 2 (Nandadeepa angavikalara shiskhasana mattu punaschethana samsthe, Hosakote)
1		1 Date of visit 29.01.2014. 2 MDM supply started on June 2007. 3 Serving nearly 19 schools in & around Bengaluru. 4 Serving 5,562 children. 6. Kitchen area 80x60.	1 Date of visit 29.1.2014 2 MDM supply started on .2010-11 3 Serving nearly 39 schools. 4 Serving 7054 students. 5 Kitchen area 100/50.
	a) Infrastructural facilities	Has all the following stipulated facilities like-adequate space, Cleanliness, Dryness, Well lit & Ventilation.	Has all the following stipulated facilities like- Adequate space, cleanliness, Dryness, Well lit & Ventilation.
2	Procurement & storage of food items.	Purchased in bulk as per the requirement Weekly once & Vegetable are purchased from local market freshly every day.	Cereals, Pulses, Spices are purchased in bulk weekly once & Vegetables are purchased from local market freshly every day.
5	c. Do you check for the following parameters of quality in the raw ingredients?	-	-
	d. Where are the containers /bags containing raw	Containers are placed Floors	Containers are placed Floors

	ingredients placed?		
4	c. Source of water	Bore well & Tap Water	Tap water / Bore well
	d. Are water-storing utensils covered?	Water is stored in utensils covered with lid.	Water is stored in utensils covered with lid.
5	Are all food items washed before preparation?	Yes	Yes
6	Preparation: a) What are the food items cooked on the day of the visit?	Rice, Sāmbhar	Rice & Sāmbhar
	b) What is the fuel used for cooking?	Fuel used for cooking LPG.	Fuel used for cooking is LPG
	c) Are prepared food items kept covered?	Yes	Yes
	d) What is the time lapse between preparation & packing?	1 hour	1 hour
	e) How is the food packed?	Tiffin Carrier, Steel drums and Aluminium drums	Steel drums
	f) Is the packing material clean?	Yes	Yes
7	Management of the leftover food.	Packed and taken home by cooks/handler	Nil
8	Dishwashing	Utensils are cleaned with Water + Detergent / soap & Scrubber	Utensils are cleaned with Scrubber + detergent/soap + water

9	Organization chart	Organization Employees are placed as follows: (Kitchen in charge-01, Store in charge -01, Purchase in charge - 02, Head cook - 03, Cooks - 06, Helpers for serving at the school level - 56, Handlers and distributors - 03, Cleaners / sweepers - 03.	Organization Employees are placed as follows: (Kitchen in charge-01, Store in charge -01, Purchase in charge - 01, Head cook - 02, Cooks - 5, Helpers for serving at the school level - 11, Handlers and distributors - 04, Cleaners / sweepers - 03.)
10	Personal Hygiene Practices	Personal hygiene practices are also maintained in a good manner.	Personal hygiene practices are also maintained in a good manner.
	d) Do they have toilet facility?	Yes	Yes
	e) Do they carry gloves while handling food?	Yes	Yes
	f) Do you observe any unhygienic practices followed by the food handlers?	No	No
11	Kitchen waste disposal	Garbage bins with lids are provided & garbage bins are cleaned well after they are emptied as well as garbage is removed from premises at frequent intervals.	Garbage bins with lids are provided.
12	Food transportation	Transported in closed vehicles (Van)	Transported in Closed vehicles (Van)
	d) Are the food containers kept in the vehicle covered properly?	Yes	Yes

	e) Is food compartment of the vehicle clean and dry?	Yes.	Yes
	f) Does any person accompany the packed food in the vehicle?	Yes	Yes
13	Food Evaluation	Appearance is good. Taste, Smell, Texture, Overall Acceptability are also Fair.	Appearance is good. Taste, Smell, Texture, Overall Acceptability are also Fair.
	b) Procurement of pulses and condiments	-	

Mid Day Meal Monitoring Report: Bengaluru Rural District

The report is based on the field investigations of selected 40 schools of Bengaluru Rural district comprising of Nelamangala, Hoskote, Doddaballapura and Devanahalli blocks. Of these, LPS (1-4) -20; HPS(1-7)-07; and HPS(1-8)-13 schools. The district-in-charge monitoring officer has also visited 14 schools of the selected sample. Two centralized kitchen centers -Hoskote and Doddaballapura blocks, were also visited.

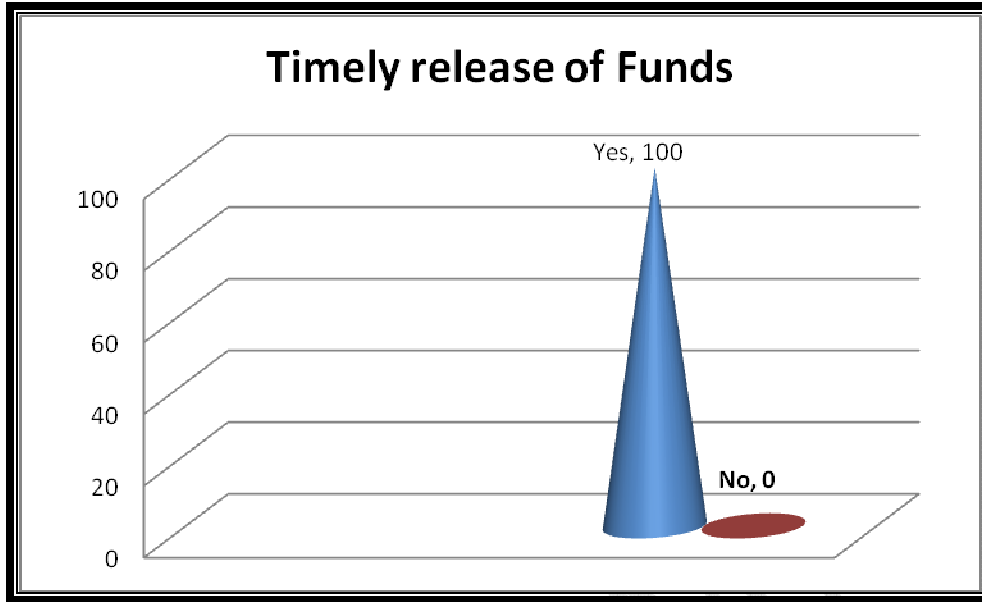
10.1 Availability of food grains

97% of schools had buffer stock of food grains for one month and they are delivered to school in time by the lifting agency. If food grains are not supplied by the lifting agency, then it is managed at school level by borrowing from the nearby Aganvaadi centre.

In all the schools the food grains supplied were not FAQ of grade A quality. In 56% of schools food grains are released after adjusting the unspent balance of the previous month, while in 44% of schools it is not followed.

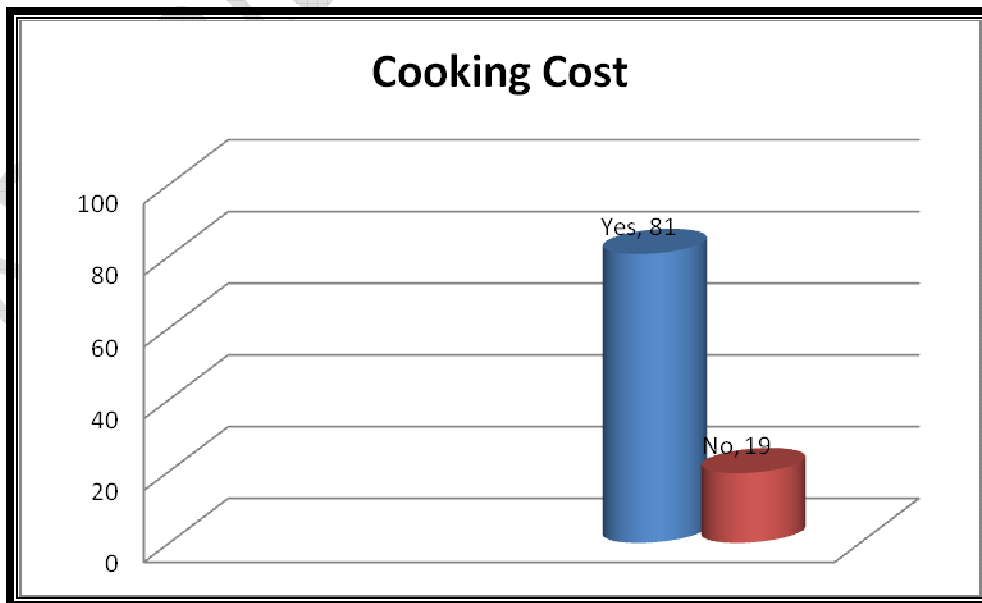
10.2 Timely release of Funds

The releasing of funds to district/Block/School is on regular basis in advance, in all the schools.



10.3 Availability of cooking cost

In 81% of schools receives the cooking cost in advance regularly and it is through e-transfer. While 19% of schools have not received the cooking cost in advance regularly and the extent of delay is for 1 month. In such cases HM/ SDMC president spends the amount from their personal account and adjusts that amount when grant is obtained.



10.4 Availability of Cook-Cum-Helpers

45% of cooks & helpers are appointed by **SDMC**; while 2.5% is by the department; and 52.5% by self help group. All of them are *recruited as per GOI norms*. The honorarium paid is Rs 1200/- for cook and Rs 1100/- for helpers. The mode of payment is 5% by cash and remaining 95% is through cheque. While the payment of remuneration is regular in 77.5% of schools *while it is irregular in remaining 22.5% of schools*. Nearly 40% of cooks & helpers are SC, while 20% of them are ST; 22% of them are OBC; and 18% of them are Minorities. *All the cooks and helpers employed are females*.

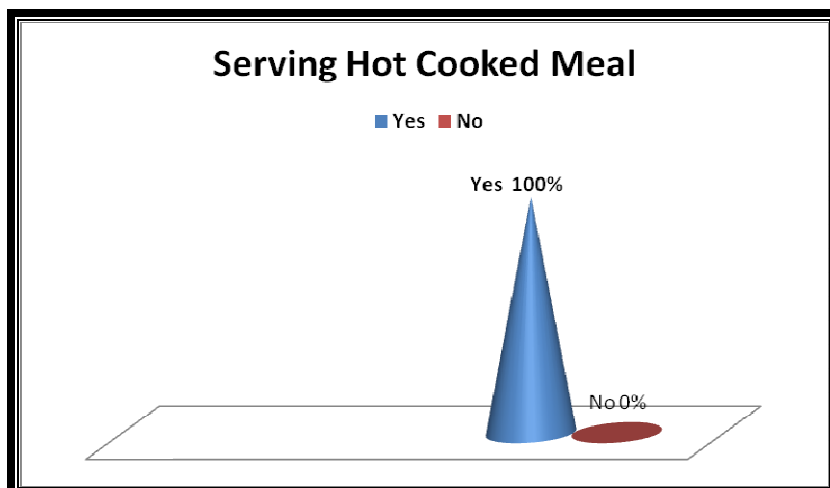
The two days training has been provided to all the cooks and helpers of the all schools by the district functionary but there were no training module available in the school.

Cook-cum-helpers have been engaged in schools where the food is prepared in centralized kitchen by the NGOs.

The health check up of cook-cum-helpers has been done in all the schools.

10.5 Regularity in serving the meal

All the schools are serving *hot cooked meals daily*. There were no interruptions in MDM during the current academic year.



10.6 Quality & Quantity of Meal

All the students are happy with the quantity as well as quality of food served to them in schools. The quantity of pulses used and quantity of green leafy vegetables used in the meal per child is sufficient. Majority of Students accept the meal and rate is as good. Double fortified salt is being used in cooking. The method used for measuring the quantity of food to be served is bowl estimation.

10.7 Variety in Menu

The menu is decided by HM in 58% of schools; while 42% of schools menu is decided by SDMCs. 86% schools do not display the menu for community observation. The menu followed in schools is uniform and they include locally available ingredients and it has nutritional and calorific value per child.

10.8 Display of information under RTE act 2009

All the schools notify the quantity and date of food grains received and 81% of schools also notify the balance quantity of food grains of the month. Very few 8% of schools notify purchases and utilization of other ingredients. The details of number of

children given MDM and daily menu are displayed in 97% of schools. The display of MDM logo at the prominent place is in progress.

10.9 Trends-Extent of variations as per school records vis-à-vis actual status.

As per register, there were *5610 students' enrolment*, and all of them opted for availing MDM. On the day of visit **4951 students** were attending the school and number of students availing MDM as per MDM register is **4951** and **all the** students availed MDM on the day of visit. The extent of variation noticed is **0%**. On the previous day, **4900** students availed MDM on the previous day of the visit.

10.10 Social Equity

There was *no discrimination on the basis of gender or caste or community in cooking or serving or seating arrangement, in all the schools*. The system of serving is either by cook & the assistants or teachers or SDMC members who visits during MDM program. The seating arrangements adopted by schools are- making the students to sit in rows; using dinning hall with proper seating arrangements or students have the option of sitting in places on their choices.

Observation:- The social equity is maintained in schools however the seating arrangement in proper order is more desirable.

10.11 Convergences with other schemes

The convergence of SSA with **school health program**:

In 95% of the schools health card are maintained for each child and health check-up is being carried out PHC doctors once in a year. Children are given micronutrients

and de-worming medicine regularly and on periodical basis. These medicines are usually administered by classroom teachers.

In 70% of schools the height and weight record of the children are recorded in health card and there was only 2.5% of cases referred to medical treatment.

50% of schools had medical kit. In 65% of schools health check-up dental and eye screening were included.

Drinking water and sanitation program is in convergence with SSA.

There was no convergence of SSA with MPLAD/MLA scheme is observed in the district.

10.12 Infrastructures

10.12.1 Kitchen-cum-store

In 92% of schools pucca kitchen shed-cum-storeroom is constructed and is being used, while in *8% of schools pucca kitchen is constructed but not in use*. Of the sanctioned pucca kitchen room construction, *97.5% of it is under SSA Scheme; while 2.5% is under other schemes*.

In majority of cases where the pucca kitchen rooms are not available, the food is cooked *in classrooms*. The kitchen-cum-store rooms are in hygienic condition, properly ventilated and are away from classrooms in all the schools.

In 92% of schools, the potable water is available both for cooking and drinking while in *8% of schools potable water is not available both for cooking and drinking purposes*.

In all the schools use *LPG* as *cooking fuel*.

10.12.2 Kitchen devices

All the schools have cooking utensils with them. The source of fund being kitchen devices fund in 86% schools and in remaining 14% schools it is by community

contribution. All schools have eating plates made available for each child through community contribution. Some children brings eating plates from their homes.

10.12.3 Availability of storage bins

All schools have storage bins for food grains and it is purchased under kitchen devices fund.

10.12.4 Toilets in school

85% of schools have separate toilets for boys and girls. Of the total school sampled, 55% of schools toilets were in usable condition.

10.12.5 Availability of potable water

In all the schools potable water is made available.

10.12.6 Availability of fire extinguisher

All schools have fire extinguisher with them.

10.12.7 IT infrastructure available at school level

There are no exclusive computers with internet facility made available for MDM in any of the schools.

10.13 Safety and Hygiene

The general impression of the environment, safety and hygiene in all the schools is good.

Children are encouraged to wash hands before and after eating the food; conservation of water; taking food in orderly manner is encouraged in all the schools.

There are no fire hazards and danger in cooking process followed in the schools premises in all the schools.

10.14 Community Participation

The extent of participation in supervision, monitoring and participation by- Parents is 100% often; SDMC is 95% often; VEC never does this activity; panchayats is 37.55 rarely and urban bodies never participate in such activities.

The roster of community members for supervision of MDM is not observed in any of the sampled schools. Only in 25% of the schools had done the social audit of MDM. During the monitoring period SDMCs had conducted meeting 5-6 times and in those meetings MDM related issues were discussed only once or twice.

10.15 Inspection & Supervision

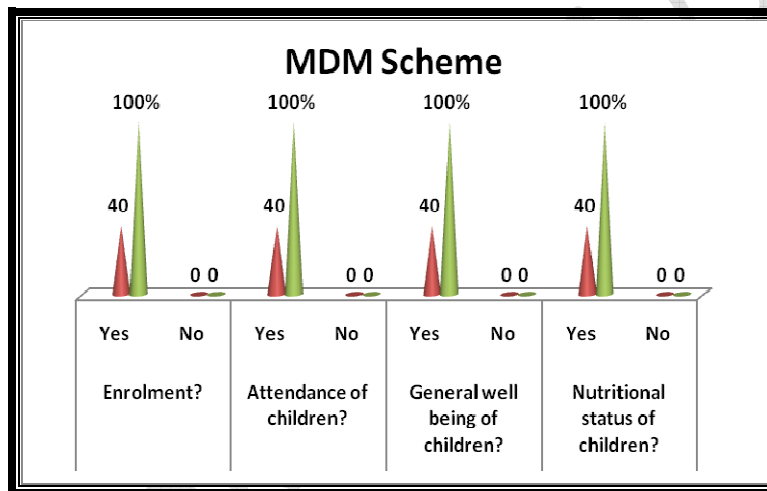
7.5% of schools inspection register was available, while in 92.5% of schools it was not available. No schools have received any funds under MME component. The inspection of MDM programme by-state office is 37.5%; by district office is 22.5% and by block level office is 82.5%. The officials of panchayat and food department also have inspected the MDM programme. The frequency of visits by *state official is 1 to 2 times*; while frequency of visit *by district official is 1 to 3 times* in a year while frequency of visits by *block level officer is 1 to 5 times*.

Observation:- The major visits are made by block level officers and their inspection carries more weightage as they are well acquainted with local environment and are able to deal with it very effectively. The district and state level officials can make surprise checks to test quality of food served and quantity of food supplied to each child.

10.16 Impact

The MDM scheme has improved enrolment; attendance of children; general well being of children 100% and nutritional status of children up to 90%.

In all the schools MDM has helped in improving the social harmony and nutritional status of children. Also incidental benefit like- developing cooperative spirit, living in harmony, caring of self and others, living together, is observed among students in the school.



10.17 Grievance Redressal Mechanism

There is no any grievance redressal mechanism in place in the district and toll free number is not available in any of the schools.

Report of centralized kitchen centers

The district has three centralized kitchen centers functioning in the Devanahalli; Doddaballapura and Hoskote block of Bengaluru Rural district. The district-in-charge monitoring officer visited two centers namely- Nandadeepa angavikalare shiskhasana mattu punaschethana samsthe, Hoskote and Grameenaabhyudhya samsthe,

Doddaballapura on 28-1-2014. The block in-charge ACO's were also present during monitoring activity.

1. **Grameenaabyudhya samsthe, Doddaballapura**

This NGO is catering to 8 HPS and 11 High schools of doddaballapura block. 1162 HPS students and 4400 high school students are supplied food from this center. The kitchen centre is situated vinayakanagar, Doddaballapura . It has adequate floor area of 80' X 60' built up cooking area. It has two store rooms with moderate ventilation and adequate storage space. The food grains are stored on floors and raised platforms and are not free from pest and rodents. Storage bins with lids were available in adequate number.

The premise has bore well with pump set. It is potable water and water storage is done in overhead tanks with covered lid. The running water facility is provided in cooking and cleaning areas.

The cooking fuel used is firewood for boiler and steam is used for cooking rice and LPG is used for preparation of sambar and other items. Cooking area is hygienic and efforts to keep it clean all time were noticed. The fire extinguisher was kept in an ideal place to deal with any kind of fire accidents.

Kitchen in charge-01, Store in charge -01, Purchase in charge - 02, Head cook - 03, Cooks - 6, Helpers for serving at the school level - 56, Handlers and distributors - 03, Cleaners / sweepers - 03, Totaling 75 are functioning for this kitchen center. All of them were in good health and maintaining cleanliness. The medical health check-ups are not being done on regular basis. Apron, headgears, boots, gloves were provided, but are not used by all the personnel, on the day of visit.

The food grains are purchased in bulk from RMC yard, Bengaluru once in fifteen days. While purchasing the cereals, pulses, spices, salt, sugar, and oils of finer quality with Agmarks are preferred. The vegetables are purchased on daily basis from local

market and they are cleaned properly and then used for cooking. It includes leafy vegetables and also seasonal vegetables having good nutritional value.

The rice is cooked in steam boilers and later packed in steel drums, Tiffin carriers and aluminum drums with covering lids. The Sāmbhar is prepared using LPG stoves and are packed in steel cans with lid. The food is transported in fully covered vans. Two vehicles are available with NGO and the food is made available in respective schools well in time. The NGO supplies food to schools within the range of 2 kms to 10 kms from centralized kitchen center.

The maintenance of accounts of food grains and spices is done systematically and punctuality and regularity of cooks and helpers are ensured by the NGO.

2. **Nandadeepa angavikalare shiskhasana mattu punaschethana samsthe, Hoskote**

This NGO is catering to 21 HPS and 15 High schools of Hoskote block. 2465 HPS students and 5143 high school students are supplied food from this center. The kitchen centre is situated 13 kms away from town on Hoskote-chintamani road. It has adequate floor area of 100' X 50' and built up cooking areas of 8-10 sq mt. It has two store rooms with good ventilation and storage space. The food grains are stored on raised platforms and are free from pest and rodents. Storage bins with lids were available in adequate number.

The premises have bore well with pumpset. It is potable water and water storage is done underground in sumps and overhead tanks with covered lid. The running water facility is provided in cooking and cleaning areas.

The cooking fuel used is firewood for boiler and steam is used for cooking rice and LPG is used for preparation of sambar and other items. Cooking area is hygienic and efforts to keep it clean all time were noticed. The fire extinguisher was kept in an ideal place to deal with any kind of fire accidents.

Kitchen in charge-01, Store in charge -01, Purchase in charge - 01, Head cook - 02, Cooks - 5, Helpers for serving at the school level - 47, Handlers and distributors - 04, Cleaners / sweepers - 03, Totaling 64 are functioning for this kitchen center. All of them were in good health and maintaining cleanliness. The medical health check-ups is not being done on regular basis. Apron, headgears, boots, gloves were provided to all the personnel.

The food grains are purchased in bulk from RMC yard, Bengaluru once in fifteen days. While purchasing the cereals, pulses, spices, salt, sugar, and oils of finer quality with Agmarks are preferred. The vegetables are purchased on daily basis from local market and they are cleaned properly and then used for cooking. It includes leafy vegetables and also seasonal vegetables having good nutritional value.

The rice is cooked in steam boilers and later packed in steel drums with covering lids. The Sāmbhar is prepared using LPG stoves and are packed in steel cans with lid. The food is transported in fully covered vans. Two vehicles are available with NGO and the food is made available in respective schools well in time. The NGO supplies food to schools within the range of 8 kms to 22 kms from centralized kitchen center.

The maintenance of accounts of food grains and spices is done systematically and punctuality and regularity of cooks and helpers are ensured by providing stay arrangement in kitchen premises itself.

10. Mid-Day Meal Programme (36+4 schools)

10.1 Availability of food grains

10.1	i	Whether buffer stock of food grains for one month is available at the school?	Yes	35	97
			No	1	3
	ii	Whether food grains is delivered in school in time by the lifting agency?	Yes	35	97
			No	1	3
	iii	If lifting agency is not delivering the food grains at school how the food grains is transported up to school level?	Procured from nearby Anganvaadi centres		
	iv	Whether the food grain is of FAQ of grade A quality?	Yes	0	0
			No	36	100
	v	Whether a food grain is released to school after adjusting the unspent balance of the previous month?	Yes	20	55
No			16	45	

10.2 Timely release of funds

10.2	i	Whether state is releasing funds to District/block/school on regular basis in advance?	Yes	36	100
			No	0	0
		if not			
		a. Period of delay in releasing funds by State to district.			
		b. Period of delay in releasing funds by District to block / school.			
		c. Period of delay in releasing funds by block to schools.			
	ii	Any other observations.			

10.3 Availability of cooking cost

10.3	i	Whether School / implementing agency has receiving cooking cost in advance regularly?	29	81
			7	19
	ii	Period of delay, if any, in receipt of cooking cost	1 month	
	iii	In case of non-receipt of cooking cost how the meal is served?	HM/ SDMC presidents uses their personal money and adjusts it, when grants is received	
iv	Mode of payment of cooking cost?	Cash	0	0

			cheque	0	0	
			D D	0	0	
			e-transfer	36	100	
10.4 Availability of cook-cum-helpers						
10.4	i	Who engaged cook-cum-helpers at schools?	Department	1	2.5	
			SDMC	18	45	
			VEC	0	0	
			PRI	0	0	
			Self help group	21	52.5	
			NGO	0	0	
			Contractor	0	0	
	ii	If the number of cooks-cum-helper is not engaged who cooks and serves the meal?				
	iii	Is the number of cooks-cum-helpers engaged in the school as per GOI norms or as per state norms?	Yes	40	100	
			No	0		
	iv	Honorarium paid to cooks cum helpers.	Head Cook-1200/- Helpers-1100/-			
	v	Mode of payment to cook-cum-helpers?	By cash	2	5	
			Cheque	38	95	
	vi	Are the remuneration paid to cooks cum helpers regularly?	Yes	31	78	
			No	9	23	
	vii	Social composition of cooks cum helpers?	SC	Yes	12	30
				No	28	70
			ST	Yes	5	13
				No	35	88
			OBC	Yes	0	0
No				40	100	
Minority			Yes	0	0	
			No	0	0	
viii	Is there any training module for cook-cum-helpers?	Yes	40	100		
		No	0	0		
ix	Whether training has been provided to cook-cum-helpers	Yes	40	100		
		No	0	0		
x	In case the meal is prepared and transported by the centralized kitchen / NGO whether cook-cum-helpers have been engaged to serve the meal to the children at school level.	Yes	4	100		
		No	0	0		
xi	Whether health check-up of cook-cum-helpers has been done?	Yes	0	0		
		No	40	100		

10.5 Regularity in serving meal					
10.5	i	Whether the school is serving hot cooked meal daily?	Yes	40	100
			No	0	0
		If there was interruption? What was the extent and reasons for the same?			
10.6 Quality & Quantity of Meal (Feedback from children on)					
10.6	i	Quality of meal	Very good	40	100
			Good	0	0
			Bad	0	0
	ii	Quantity of meal	Satisfied	40	100
			un Satisfied	0	0
	iii	Quantity of pulses used in the meal per child	Sufficient	40	100
			Not Sufficient	0	0
	iv	Quantity of green leafy vegetables used in the meal per child	Sufficient	40	100
			Not Sufficient	0	0
	v	Whether double fortified salt is used	Yes	0	0
			No	40	100
	vi	Acceptance of the meal amongst the children.	Very good	0	0
			Good	40	100
			Average	0	0
Poor			0	0	
		Give the reasons and suggestions to improve, if children were not happy.			
vii	method / standard gadgets/equipment of measuring the quantity of food to be cooked and served.			Bowl as measure	
10.7 Variety of menu (36 schools)					
10.7	i	Who decides the menu?	HM	21	58
			SDMC	15	42
			Members	0	0
			Children's	0	0
			All	0	0
	ii	Whether weekly menu is displayed at a prominent place noticeable to community.	Yes	5	14
			No	31	86

iii	Is the menu being followed uniformly?	Yes	5	14
		No	31	86
iv	Whether menu includes locally available ingredients?	Yes	36	100
		No	0	0
v	Whether menu provides required nutritional and calorific value per child?	Yes	36	100
		No	0	0

10.8 Display of information under right to education Act, 2009 at the school level at prominent place

10.8	i	a. Quantity and date of food grains received	yes	36	100
			No	0	0
		b. Balance quantity of food grains utilized during the month.	yes	29	81
			No	7	19
		c. Other ingredients purchased, utilized	yes	3	8
			No	33	92
		d. Number of children given MDM	yes	35	97
			No	1	3
		e. Daily menu	yes	1	3
			No	35	97
ii	Display of MDM logo at prominent place preferably outside wall of the school.	yes	6	15	
		No	34	85	

10.9 Trends Extent of variation (As per school records vis-à-vis Actual on the day of visit)

10.9	i	Enrolment		5610	
	ii	No of children present on the day of the visit	Register wise	4951	
			counting wise	4951	
	iii	No. of children availing MDM as per MDM register		4951	
		No. of children actually availing MDM on the day of visit as per head count.		4951	
	iv	If the food is supplied from Centralized Kitchens, then			
		1. How many schools the food is supplied..			4
		2. Time taken to reach the school.			20 minutes

10.10 Social Equity

10.10.	i	What is the system of serving and seating arrangements for eating?	Children are made to sit in a row, sitting at convenient places.
--------	---	--	--

ii	Did you observe any gender or caste or community discrimination in cooking or serving or seating arrangements	Yes	0	0
		No	40	100
If yes, give details.				
iii	The name of the school where discrimination found of any kind may be mentioned in the main body of the report along with date of visit.			
iv	If any kind of social discrimination is found in the school, comments of the team any be given in the inspection register of the school.			

10.11 Convergence with other schemes

Sarva Shiksha Abhiyan

10.11	School health program me					
	i	Is there school health card maintained for each child?	Yes	38	95	
			No	2	5	
	ii	What is the frequency of health check-up?		Yearly once		
	iii	Whether children are given	Micronutrients (Iron, Folic acid, Vitamin-A	Yes	36	90
				No	4	10
			De-worming Medicine	Yes	38	95
				No	2	5
	iv	Who administers these medicines?		Teachers		
		At what frequency?	Micronutrients	Day by Day / Weekly twice		
			De-worming Medicine	Once in 6 months		
	v	Whether height and weight record of the children is being indicated in the school health card.	Yes	28	70	
			No	12	30	
	vi	Whether any referral during the period of monitoring.	Yes	1	3	
No			39	98		
vii	Instances of medical emergency during the period of monitoring					
viii	Availability of the first aid medical kit in the school	Yes	20	50		
		No	20	50		

	ix	Dental and eye check-up included in the screening	Yes	26	65
			No	14	35
	x	Distribution of spectacles to children suffering from refractive error	Yes	13	33
			No	27	68
10.11.2	i	Drinking water and sanitation program me	Yes	12	30
			No	28	70
10.11.3	i	MPLAD/MLA Scheme	Yes	0	0
			No	40	100
10.11.4	i	any other Department / scheme			
10.12 Infrastructure (36 schools)					
10.12.1 Kitchen-cum-Store					
10.12 a	i	Constructed and in use	Yes	33	92
			No	3	8
			Not applicable	0	0
	ii	Under which scheme kitchen-cum-store constructed	MDM	0	0
			SSA	32	97
			Others	1	3
	iii	Constructed but not in use (Reasons for not using)			
	iv	Under construction	Yes		
			Not applicable		
	v	Sanctioned, but construction not started	Yes		
			Not applicable		
	vi	Any other department / scheme	Yes		
Not applicable					
10.12.b	i	In case the pucca kitchen-cum-store is not available	Where is the food being cooked?	3	100

			Where the food grains/other ingredients are being stored?	Class room		
10.12.c	i	Kitchen-cum-store	Hygienic condition	Yes	36	100
				No	0	0
			Properly ventilated	Yes	36	100
				No	0	0
			Away from classrooms.	Yes	36	100
				No	0	0
10.12.d	i	Whether MDM is being cooked?	LPG	36	100	
			Firewood	0	0	
10.12.e	i	Whether on any day there was interruption due to non-availability of firewood or LPG ?	Yes	0	0	
			No	36	100	
10.12.2 Kitchen Devices						
10.12.2	i	Whether cooking utensils are available in the school?	Yes	36	100	
			No	0	0	
	ii	Source of funding for cooking and serving utensils	Kitchen Devices fund	31	86	
			MME	0	0	
			Community Contribution	5	14	
			Other details			
	iii	Whether eating plates etc are available in the schools	Yes	40	100	
			Un satisfaction	0	0	
	iv	Source of funding for eating plates	MME	0	0	
			Community Contribution	34	100	
Other details			Some children bring them from home.			
10.12.3 Availability of storage bins						
10.12.3	i	Whether storage bins are available for food grains?	Yes	36	100	
			Un satisfaction	0	0	
			No			

		If Yes, What is the source of their procurement?	Kitchen Expenditures		
10.12.4 Toilets in the school					
10.12.4	i	Is separate toilet for the boys and girls are available?	Yes	34	85
			No	6	15
	ii	Are toilets usable?	Yes	22	55
			No	18	45
10.12.5 Availability of potable water					
10.12.5	i	Is tap water/ tube well/ hand pump / well/ jet pump available?	Yes	40	100
			No	0	0
	ii	Any other source	Yes	0	0
			No	40	100
10.12.6 Availability of fire extinguishers					
10.12.6	i	Availability of fire extinguishers	Yes	40	100
			No	0	0
10.12.7 IT infrastructure available @ School level					
10.12.7	i	No. of computer available in the school (if any)			
	ii	Availability of internet connection (if any)	Yes		
			No		
			Not applicable		
	iii	Using any IT/IT enabled services based solutions / services (like e-learning Etc.) (if any)	Yes		
No					
Not applicable					
10.13 Safety & Hygiene					
10.13	i	General impression of the environment, safety and Hygiene	Very good	0	0
			good	40	100
			Average	0	0
			Poor	0	0
	ii	Are children encouraged to wash hands before and after eating	Yes	40	100
			No	0	0
	iii	Do the children take meals in an orderly manner?	Yes	40	100
			No	0	0
	iv	Conservation of water?	Yes	40	100
			No	0	0
v	Is the cooking process and storage of fuel safe, not posing any fire hazard?	Yes	40	100	
		No			

10.14 Community participation

10.14	i	Extent of participation in supervision, monitoring, participation by	Parents	Daily	0	0
				Often	40	100
				Rarely	0	0
				Never	0	0
			SDMC	Daily	0	0
				Often	38	95
				Rarely	1	2.5
				Never	1	2.5
			VEC	Daily	0	0
				Often	0	0
				Rarely	0	0
				Never	40	100
			Panchayats	Daily	0	0
				Often	0	0
				Rarely	15	37.5
				Never	25	62.5
Urban bodies	Daily	0	0			
	Often	0	0			
	Rarely	0	0			
	Never	40	100			
ii	Is any roster of community members being maintained for supervision of the MDM?	Yes	0	0		
		No	40	100		
	iii	Is there any social audit mechanism in the school?	Yes	10	25	
			No	30	75	
	iv	Number of meetings of SDMC held during the monitoring period.	5 to 6times			
v	In how many of these meetings issues related to MDM were discussed?	1 to 2 time				

10.15 Inspection & Supervision

10.15	i	Is there any Inspection Register available at school level?	Yes	3	8
			No	37	93
	ii	Whether school has received any funds under MME component?	Yes	0	0
			No	40	100

	iii	Has the MDM program me been inspected by any officer of	State	Yes	15	38
				No	25	63
			District	Yes	9	23
				No	31	78
			Block	Yes	33	83
				No	7	18
Any other (brief).	Panchayath & officials of Food Department.					
iv	The frequency of such inspections?		2 to 4 time & Yearly once			

10.16 Impact

10.6	i	Has the MDM scheme improved	Enrolment?	Yes	40	100
				No	0	0
			Attendance of children?	Yes	40	100
				No	0	0
			General well being of children?	Yes	40	100
				No	0	0
			Nutritional status of children?	Yes	0	0
				No	0	0
	ii	Whether mid day meal has helped in improvement of the social harmony?	Yes	40	100	
			No	0	0	
	iii	Whether mid day meal has helped in improvement of the nutritional status of the children?	Yes	40	100	
			No	0	0	
	iv	Is there any other incidental benefit due to serving of meal in schools?	Yes	40	100	
			No			

10.17 Grievance Redressal Mechanism

10.17	i	Is any grievance redressal mechanism in the district for MDMS?	Yes	0	0
			No	40	100
	ii	Whether the District/block/school having any toll free number?	Yes	0	0
			No	40	100

Annexure I**List of Schools with DISE code visited by MI: Bengaluru Rural District**

Sl No	Name of the school & DISE code	Block name	LPS/UPS	Date of visit of the school	School visited by the nodal officer / Coordinator
1	GHPS Jakkasandra 29210115501	Nelamangala	HPS	14-12-2013 & 16-12-2013	
2	GHPS Kote ,Nelamangala 29210120812	Nelamangala	HPS	12-12-2013 & 13-12-2013	
3	GHPS Honnenahalli 29210104301	Nelamangala	HPS	12-12-2013 & 13-12-2013	Yes
4	GUHPS Nelamangala Town 29210120813	Nelamangala	HPS	8-12-2013 & 9-12-2013	
5	GLPS Ambedkar Nagara 29210120833	Nelamangala	LPS	10-12-2013 & 11-12-2013	Yes
6	GLPS Thonchinakuppe 29210116101	Nelamangala	LPS	14-12-2013 & 16-12-2013	Yes
7	GLPS Srinivasapura Colony 29210117803	Nelamangala	LPS	17-12-2013 & 18-12-2013	
8	GLPS Kotebeedi Thyamagondlu 29210110303	Nelamangala	LPS	10-12-2013 & 11-12-2013	
9	GHPS Shivagange 29210105001	Nelamangala	HPS	17-12-2013 & 18-12-2013	Yes
10	GLPS Binnamangala 29210115303	Nelamangala	LPS	06-12-2013 & 7-12-2013	
11	GLPS Chowluthota Palya 29210415702	Hosakote	LPS	20-01-2014 & 21-01-2014	Yes
12	GLPS Bailanarasapura 29210406905	Hosakote	LPS	24-01-2014 & 25-01-2014	

13	GKGMS Hhosakote Town 29210422012	Hosakote	HPS	24-1-2014 & 25-01-2014	
14	GKBMS Hosakote 29210422011	Hosakote	HPS	22-01-2014 & 23-01-2014	Yes
15	GLPS Kalappanahalli 29210408901	Hosakote	HPS	27-01-2014 & 28-01-2014	
16	GLPS Haleyuru 29210405804	Hosakote	LPS	27-01-2014 & 28-01-2014	
17	GHPS V V extrn. Hosakote Town 29210422014	Hosakote	HPS	22-01-2014 & 23-01-2014	
18	GLPS Chokkahalli 29210416301	Hosakote	LPS	20-01-2014 & 21-01-2014	Yes
19	GHPS Shivanapura 29210407401	Hosakote	HPS	17-01-2014 & 18-01-2014	
20	HPS Arasanahalli 29210401301	Hosakote	HPS	17-01-2014 & 18-01-2014	
21	GHPS Aralumallige Gate 29210224822	Doddaballapura	HPS	20-12-2013 & 21-12-2013	
22	GMPS Naigeyara beedi 29210224823	Doddaballapura	HPS	26-12-2013 & 27-12-2013	Yes
23	GLPS Heerenagundadalli 29210209701	Doddaballapura	LPs	31-12-2013 & 1-1-2014	
24	GHPS Mutturu 29210224830	Doddaballapura	HPS	23-12-2013 & 24-12-2013	Yes
25	GLPS Palpaldinne 29210206102	Doddaballapura	LPS	23-12-2013 & 24-12-2013	Yes
26	GLPS Mallathahalli 29210212301	Doddaballapura	LPs	28-12-2013 & 30-12-2013	

27	GHPS Dodda Belavangala 29210219001	Doddaballapura	HPS	26-12-2013 & 27-12-2013	
28	GLPS Kacheri playa 29210224802	Doddaballapura	LPS	20-12-2013 & 21-12-2013	
29	GHPS Kantanakunte 29210210701	Doddaballapura	HPS	31-12-2013 & 1-1-2014	
30	GLPS Ellupura 29210214901	Doddaballapura	LPS	28-12-2013 & 30-12-2013	
31	GHPS Hosuru 29210301203	Devanahalli	HPS	11-01-2014 & 12-01-2014	
32	GLPS Venkatena halli 29210308501	Devanahalli	LPS	09-01-2014 & 10-01-2014	Yes
33	GLPS Anigatta 29210310501	Devanahalli	LPS	02-01-2014 & 03-01-2014	
34	GHPS Yaliyuru 29210313201	Devanahalli	HPS	04-01-2014 & 06-01-2014	
35	GLPS Goribagilu 29210316904	Devanahalli	LPS	02-01-2014 & 03-01-2014	
36	GHPS Nalluru 29210315501	Devanahalli	LPS	09-01-2014 & 10-01-2014	
37	GLPS Chikkana halli 29210307001	Devanahalli	LPS	04-01-2014 & 06-01-2014	Yes
38	GMPS Avatti 29210309801	Devanahalli	HPS	07-01-2014 & 08-01-2014	
39	GHPS Kurubara kunte 29210310701	Devanahalli	HPS	07-01-2014 & 08-01-2014	
40	GBHPS Vijayapura 29210317006	Devanahalli	HPS	11-01-2014 & 12-01-2014	Yes

Karnataka, RIE Mysore